

PC Mount Relays

RLY39 Series

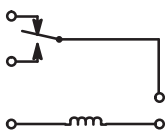


Features

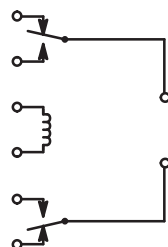
- Epoxy Sealed
- Low Profile
- Immersion Proof



SPDT, 1 Form "C"
(Bottom View)



DPDT, 2 Form "C"
(Bottom View)



DC OPERATED

NTE Type No.	Nom. Volt.	Contact Arr.	Coil Res. Ohms (Typ)	Approx. Nom. Power	Max. Contact Cur. @ 24VDC	Diag No.
RLY3920	5VDC	SPDT	75	750mW	2A	D74
RLY3922	12VDC	SPDT	440	750mW	2A	D74
RLY3923	24VDC	SPDT	1550	750mW	2A	D74
RLY3942	12VDC	DPDT	440	750mW	2A	D74a
RLY3943	24VDC	DPDT	1550	750mW	2A	D74a

When soldering the relay to the PC board, solder temperature must not exceed +270°C, and solder time must not exceed 5 seconds. If necessary to hold the relay in place during soldering, the terminals of the coil and movable contact arm may be slightly bent after insertion through the board holes.

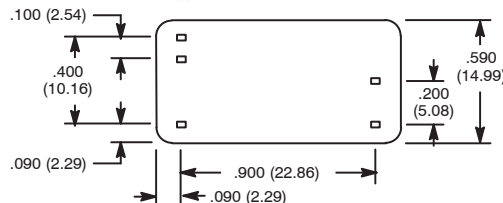
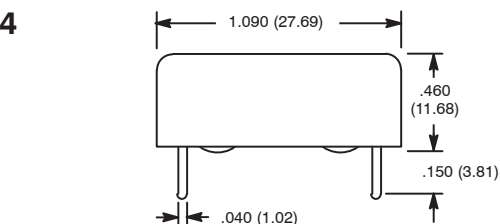
CAUTION: Do not bend the terminals of the stationary contact arms, as this may alter contact adjustment.

The polyester cover of the relay is bonded to the relay base, but is not hermetically sealed. Therefore, if the board on which the relay is soldered is to be cleaned by immersion, cleaning time must not exceed two minutes. If fluorocarbons, chlorinated or hydrocarbon cleaning solutions are used, the temperature of the solution must not exceed +77°C. If aqueous organic solutions are used, temperature must not exceed +80°C.

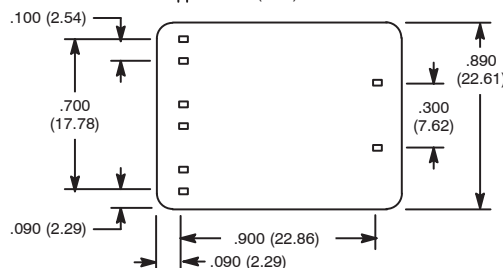
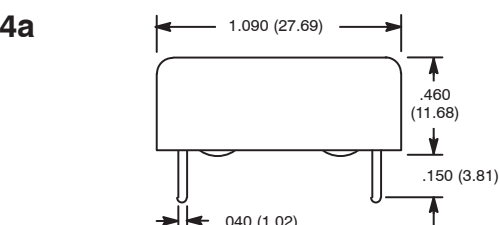
After board cleaning, the tape on the top of the relay must be punctured before the relay is put into service. If the tape is not punctured, any normal outgassing could result in excessive contact resistance at load currents of less than the contact rating.

Miniature, PC Mount, 2 Amp, Multicontact Relays.

D74



D74a



Electrical Specifications

Contact

Rating: 2 Amp @ 24 VDC
Material: Gold Clad Silver Palladium
Resistance: 100mΩ Max

Coil

Coil Voltages: See Chart
Pick-up Voltages: 80% of nominal voltage or less
Drop-out Voltages: 10% of nominal voltage or more
Max. Allowed Voltage: 120% of nominal voltage, duty cycle 100%
Nominal Power: 327mW max. min. sensitivity: 200mW
Resistance: See Chart

Operational Characteristics

Timing Value: . . . **Operate Time:** 4 mS max
Release Time: 10 mS max

Insulation Characteristics

Dielectric Strength
Between All Mutually Insulated Points: 500 VAC/1 minute
Insulation Resistance: 1000MΩ Min. @ 500 VDC

Environmental Characteristics

Operating: -35°C to +70°C

Life

Mechanical: 100 million operations (no load)
Electrical: 100,000 operations (under rated load)

Weight

Std: SPDT - 5.5 grams (approx.); DPDT - 9.0 grams (approx)