

1 2 3 4 5 6 7 8

F

E

D

C

B

A

F

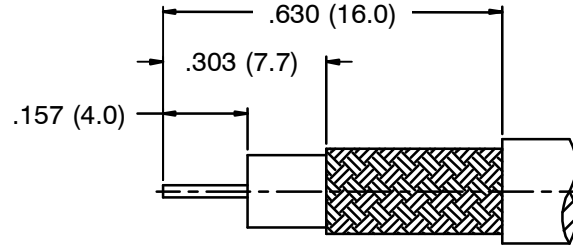
E

D

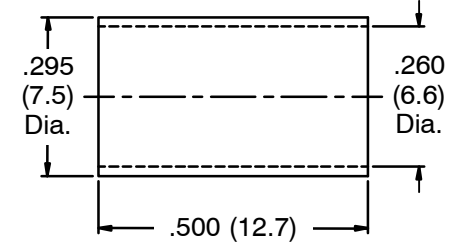
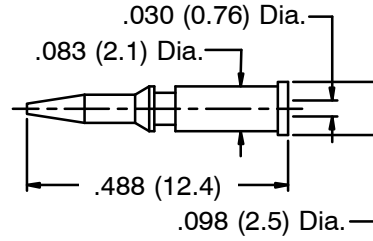
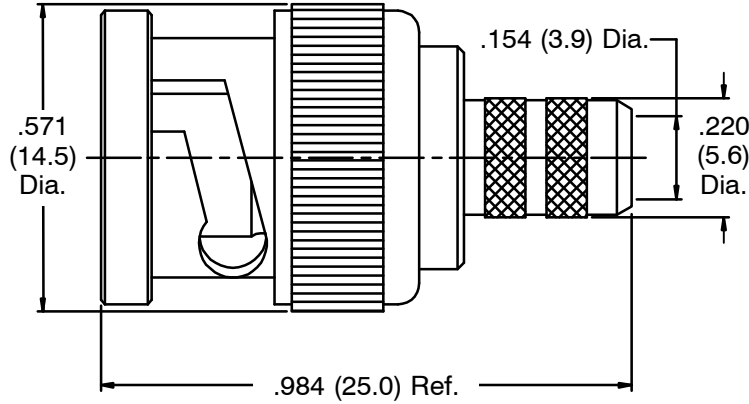
C

B

A



Recommended Cable Stripping Dim's



- NOTES: Finish (Plating Thickness in Micro-inches)
1. Brass
 2. Nickel Pl. 100 Min. Thick over Copper Pl. 50 Min. Thick
 3. Gold Pl. 3 Min Thick over Nickel Pl. 50 Min. Thick over Copper Pl. 50 Min. Thick
 4. DELRIN
 5. Zinc Diecast

Crimped Ferrule
Hex Crimp Size .255 (6.5)
Crimped Contact Pin
Hex Crimp Size .068 (1.7)

RoHS Compliant

9	Ferrule	Note 1	Note 2	1	
8	Contact Pin	Note 1	Note 3	1	
7	Washer	Note 1	Note 2	1	
6	Spring	SK5	Note 2	1	
5	Retaining Ring	Note 1	Note 2	1	
4	Gasket	Rubber	Red	1	
3	Insulator	Note 4	Natural	1	
2	Body	Note 1	Note 2	1	
1	Shell	Note 5	Note 2	1	
No.	Description	Material	Finish	Q'ty	Drawing No.

Dimensions are in Inches
Unless Otherwise Specified
Tolerances
0.5-6 = ±0.2
6-30 = ±0.4
30-120 = ±0.6
120-315 = ±1
315-1000 = ±1.6
1000-2000 = ±2.4

Part No.	
Approved	Date 12-13-2018
Checked	Date 12-13-2018
Drawn	Date 12-13-2018

NTE Electronics	
Title	BNC Crimp Plug (For RG-59, 62)
Drawing No.	06-B016
File No.	

1 2 3 4 5 6 7 8