

ECG[®]

Test Equipment

COMPLETE LINE



NTE[®]
ELECTRONICS, INC.

Analog Multimeter

AM-10

- **Pocket Size - Very Economical**
- **6 Functions, 10 Ranges**

- $\pm 4\%$ Basic DC Accuracy
- 2" Mirrored Scale
- $2k\Omega/V$ AC & DC Input Sensitivity
- Fuse and Diode Protection
- DC Current
- Resistance
- Decibels
- Battery Test
- 90-Day Limited Warranty

Test Leads (ML-10) and Operating Instructions Included



SPECIFICATIONS:

General

Front/Side Controls: Range selector switch, "0" Ω adjustment

Movement: 90° arc, 200 μ A full scale

Scales (5): One scale for OHMS, 2 scales for AC/DC, one scale for dB and Battery test

Scale Length: 2"

Operating Position: Horizontal or vertical

Power: 1.5V AA battery (not included)

Movement and Indicator Protection:

Diode and Fuse (0.5A, 250V)

Dimensions, Weight: 2.4" wide x 3.5" long x 1.1" thick (60mm x 89mm x 29mm), net weight 4oz. (113g)

DC Voltage

Ranges: 0-15, 150, 500V

Input Impedance: 2k Ω per Volt

Rated Accuracy: $\pm 4\%$ of full scale

DC Current

Ranges: 0-150mA

Rated Accuracy: $\pm 4\%$ of full scale

AC Voltage

Ranges: 0-15, 150, 500V

Input Impedance: 2k Ω per Volt

Rated Accuracy: $\pm 5\%$ of full scale

Resistance

Ranges:

R x 1K 0 - 1M Ω (full scale)

Decibels

Ranges:

-20dB to +26dB on 15V AC range

0dB to +46dB on 150V AC range

10dB to +56dB on 500V AC range

Battery Test

Ranges: 1.5V AA

Analog Multimeter

AM-30

- **Our Top Of The Line Analog Meter**
- **Full Function • Temperature Measurement**

- 3% DC Accuracy FS
- 5" Mirrored Scale
- 30K Ω /V DC, 10K Ω /V AC Input Sensitivity
- Fuse and Diode Protection
- 10 Amp DC Range
- 1000 Volts AC/DC
- Transistor Test
- Battery Test
- Continuity Buzzer
- Tilt Stand/Carrying Handle
- 90-Day Limited Warranty

Test Leads (ML-43), Temperature Probe (TC-30), Fuse and Operating Instructions Included



SPECIFICATIONS:

General

Front Panel Controls: Range selector switch with "OFF" position, 0 Ω adjust/temperature calibration, 0 Ω calibration switch
Movement: 90° arc, 25 μ A movement
Scales (8): One scale for OHMS, three scales for AC/DC, one scale for dB, two scales for temperature, one scale for battery test
Scale Length: 5"
Operating Position: Horizontal or vertical; rubber pads to prevent slipping on moderate horizontal slopes

Power: 9V (NEDA 1604) and 1.5V AA (2) batteries (not included)
Movement and Indicator Protection: Fuse (0.5A, 250V)
Operating Temperature: 18°C to 25°C for rated accuracy
Dimensions, Weight: 4.8" wide x 6.9" long x 1.9" thick (127mm x 175mm x 48mm), net weight 14oz. (422g)

DC Voltage

Ranges: 0-0.6, 3, 12, 60, 300, 1000V
Input Impedance: 30k Ω per Volt
Rated Accuracy: \pm 3% of full scale

DC Current

Ranges: 120 μ , 13m, 30m, 300m, 10A
Rated Accuracy: \pm 3% of full scale

AC Voltage

Ranges: 0-12, 30, 120, 300, 1000V
Input Impedance: 10k Ω per Volt
Rated Accuracy: \pm 4% of full scale

Resistance

Ranges:
 R x 1 0-5k Ω
 R x 100 0-500k Ω
 R x 1k 0-5M Ω
 R x 10k 0-50M Ω
Rated Accuracy: 3° arc

Decibels

Ranges:
 -10dB to +24dB on 12V AC range
 -2dB to +32dB
 8dB to +44dB
 20dB to +52dB
 30dB to +62dB
 0dB referenced to 1 milliwatt at 600 Ω

Temperature

Ranges: -50°C to +260°C (-60°F to +400°F)

Battery Test

Ranges: 1.5V AA, 9V

Analog Multimeter

FET-43

- **Very High Input Impedance**
- **Excellent Trouble Shooting Tool**
- **5 Functions, 43 Ranges**
- 4.5" Meter Scale
- $\pm 2.5\%$ DC accuracy FS
- 10M Ω DC, 1M Ω AC Input Resistance
- FET Input
- Jeweled Meter Movement
- Overload Protection †
- Polarity Reversing Switch *
- Zero Center Scale Adjustment
- Low Battery Indicator
- Metal Tilt Stand
- 1-Year Limited Warranty

Battery, Test Leads (ML-43) and Operating Instructions Included



SPECIFICATIONS:

General

Front Panel Controls: Range selector switch, power on-off switch, with operational LED, polarity reverse switch, "0" Ω ADJ, Center "0" ADJ

Movement: Jeweled pivots, 90° arc, 44 μ A full scale

Scales (9): Ω DC V•A, AC RMS, AC peak to peak (2), \pm DC V•A (center null), AC 12 A, DC 0.1 μ A, dB

Scale Length: 4.5"

***Polarity Reverse Switch:** DC and Ω ranges (Reverses meter movement only. Does not reverse test lead polarity.)

Operating Position: Horizontal or vertical, rubber pads to prevent slipping on moderate slopes

Power: 1.5V AA (2) and 9V (NEDA 1604) batteries

Movement and Indicator Protection: Double FET protection and fuse (2A/250V)

Operating Temperature: 25°C (75°F) rated accuracy, less than 4% additional error over the range of -4°C (25°F) to 50°C (130°F)

Dimensions, Weight: 5" wide x 6.75" long x 2" thick (125mm x 170mm x 50mm), net weight 17oz. (480g)

DC Voltage

Ranges: 0-0.3, 1.2, 3.0, 120, 300, 1200V, 0 \pm 1.5, 0.6, 6, 15, 60, 150, 600V at Center 0

Input Impedance: Approx. 10M Ω , 3M Ω on 300 mV range

Rated Accuracy: $\pm 2.5\%$ DC and $\pm 3.5\%$ AC of full scale on all ranges

DC Current

Ranges: 0-0.1 μ A, 0.3, 3, 30, 300mA, 12A

Potential Drop: 300mV

Rated Accuracy: Within $\pm 2.5\%$ full scale on all ranges

AC Voltage

Ranges: RMS 0-3, 12, 30, 120, 300, 1200V, peak to peak, 0-8.4, 33, 84, 330, 840, 3300RMS, 1200V (peak to peak 3300V) on separate jack

Input Impedance: Approx. 1M Ω , 800pF; 2.5M Ω on 3V range

Rated Accuracy:

50Hz - 5MHz $\pm 3\%$

30Hz - 10MHz ± 1 dB sine wave

30Hz - 1MHz ± 1 dB rectangular wave at 3V range only

30Hz - 3MHz $\pm 5\%$ sine wave

30Hz - 120MHz $\pm 5\%$ rectangular on all other ranges except 3V

dB: -10dB - +63dB on AC ranges

AC Current

Ranges: 0-12A, within $\pm 3.5\%$ full scale. DC, AC, 12 Amp range on separate jack

Resistance

Ranges:

R x 1 0 - 1K Ω (Center 10)

R x 10 0 - 10K Ω (Center 100 Ω)

R x 100 0 - 100K Ω (Center 1K Ω)

R x 1K 0 - 1M Ω (Center 10K Ω)

R x 10K 0 - 10M Ω (Center 100K Ω)

R x 1M 0 - 100M Ω (Center 10M Ω)

Accuracy: $\pm 2.5\%$ of arc

† Does not apply to 12 Amp range. Damage to meter or injury to operator can occur if voltage or excessive current is applied to 12 Amp. input.

Digital Multimeter

DM-21

• Low Cost General Purpose

- Transistor h_{FE}
- Diode Test
- LED Test
- Square Wave Generator
- 7 Functions, 11 Ranges
- 0.8% Basic DC Accuracy
- 3 1/2 Digit LCD, 0.55" H
- Low Power Ω
- Overload Protection
- RF Shielded
- Polarity Indicator
- Low Battery Indicator
- Tilt Stand
- 1-Year Limited Warranty

Battery, Test Leads (ML-375) and Operating Instructions Included

SPECIFICATIONS:

General

Display: 3 1/2 Digit LCD, 0.55" high, with polarity

Overrange Indication: "1" or "-1" is displayed.

Measurement Rate: 2.5 times per second

Operating Environment: 0°C to 50°C, <70% relative humidity

Storage Environment: -20°C to 60°C, <80% relative humidity with battery removed

Power: 9V carbon zinc battery (NEDA 1604)

Battery Life: 150 hours typical with carbon zinc cells

Low Battery Indicator: Symbol is displayed

Dimensions, Weight: 2.8" wide x 6" long x 1.5" thick (70mm x 151mm x 38mm), net weight 7oz. (200g)



DC Voltage

Range	Resolution	Accuracy
2V	1mV	$\pm 0.8\%$ of rdg $\pm 1D$
20V	10mV	$\pm 0.8\%$ of rdg $\pm 1D$
200V	100mV	$\pm 0.8\%$ of rdg $\pm 1D$
600V	1V	$\pm 0.8\%$ of rdg $\pm 1D$

Input Impedance: 1M Ω on all ranges.

Maximum Input: 600V DC or 500AC rms.

AC Voltage

Range	Resolution	Accuracy
200V	100mV	$\pm 1.5\%$ of rdg $\pm 4D$
500V	1V	$\pm 1.5\%$ of rdg $\pm 4D$

Input Impedance: 450K Ω on all ranges.

Maximum Input: 600V DC or 500AC rms.

Frequency Range: 50Hz - 500Hz.

Resistance

Range	Resolution	Accuracy
200 Ω	0.1 Ω	$\pm 1.5\%$ of rdg $\pm 3D$
2K Ω	1 Ω	$\pm 1.5\%$ of rdg $\pm 3D$
20K Ω	10 Ω	$\pm 1.5\%$ of rdg $\pm 3D$
200K Ω	100 Ω	$\pm 1.5\%$ of rdg $\pm 3D$
2M Ω	1K Ω	$\pm 1.5\%$ of rdg $\pm 3D$

Overload Protection: 500V DC or 350AC rms

Transistor h_{FE} Test (PNP, NPN)

Test Condition: 10 μ A Base Current @ <3.5V

h_{FE} Range: 0 - 1000

Diode Test

Voltage: <3.5V @ 1mA ± 0.6 mA

LED Test

Voltage: <3.5V @ 10mA ± 0.6 mA

Generator

Waveform: Square

Frequency: 50Hz approx

Output: ± 3 to -0.5V DC, 50% Duty Cycle

Impedance: 120K Ω

Digital Multimeter

DM-38A

- **Multifunction DMM**
- **Heavy Duty**
- **3 3/4 Digit, 0.5" H**
- **Peak Data Hold**
- Frequency Counter
- Capacitance Test
- Logic Detector
- 20A AC/DC
- 0.5% Basic DC Accuracy
- 40M Ω Full Scale
- Transistor h_{FE} Test
- Diode Test
- Audible Continuity Test
- 20M Ω Input Z
- Overload Protection
- RF Shielded
- Lo Power Ohms
- Tilt Stand
- Polarity Indicator
- Overrange Indicator
- Low Battery Indicator
- 1-Year Limited Warranty

Battery, Test Leads and Operating Instructions Included



SPECIFICATIONS:

General

Display: 3 3/4 Digit LCD, 0.5" high, with polarity indicator (4,000 count)

Overrange Indication: "OL" is displayed

Measurement Rate: 3 times per second

Operating Environment: 0°C to 50°C, <70% relative humidity

Storage Environment: -20°C to 60°C, <80% relative humidity with battery removed

Power: 9V carbon zinc battery (NEDA 1604)

Battery Life: 150 hours typical with carbon zinc cells

Low Battery Indicator: Display indicates "B"

Dimensions, Weight: 3.3" wide x 6.3" long x 1" thick (84mm x 160mm x 25mm), net weight 9oz. (250g)

Peak Data Hold: When the Peak Hold function is engaged, the maximum reading is shown on the display until a higher reading is recorded or power to the meter is removed

DC Voltage

Range	Resolution	Accuracy
400mV	100 μ V	$\pm 0.5\%$ of rdg $\pm 1D$
4V	1mV	$\pm 0.5\%$ of rdg $\pm 1D$
40V	10mV	$\pm 0.5\%$ of rdg $\pm 1D$
400V	100mV	$\pm 0.5\%$ of rdg $\pm 1D$
1000V	1V	$\pm 0.5\%$ of rdg $\pm 1D$

Input Impedance: 20M Ω on all ranges

Overload Protection: 500V DC/350V AC for 15 sec. on 400mV range; 1,100V DC/800V AC on all other ranges

DC Current

Range	Resolution	Accuracy
40mA	10 μ A	$\pm 1\%$ of rdg $\pm 1D$
400mA	100 μ A	$\pm 1\%$ of rdg $\pm 1D$
20A	10mA	$\pm 2\%$ of rdg $\pm 3D$

Overload Protection: mA input 0.8A/250V fuse; 20A input (unfused), up to 20A for 15 seconds

AC Voltage

Range	Resolution	Accuracy
400mV	100 μ V	$\pm 1\%$ of rdg $\pm 4D$
4V	1mV	$\pm 1\%$ of rdg $\pm 4D$
40V	10mV	$\pm 1\%$ of rdg $\pm 4D$
400V	100mV	$\pm 1\%$ of rdg $\pm 4D$
750V	1V	$\pm 1.5\%$ of rdg $\pm 4D$

Input Impedance: 20M Ω on all ranges

Overload Protection: 500V DC/350V AC for 15 sec. on 400mV range; 1,100V DC/800V AC on all other ranges

Frequency Range: 50 - 500Hz

AC Current

Range	Resolution	Accuracy
40mA	10 μ A	$\pm 1.2\%$ of rdg $\pm 4D$
400mA	100 μ A	$\pm 1.2\%$ of rdg $\pm 4D$
20A	10mA	$\pm 2\%$ of rdg $\pm 4D$

Overload Protection: mA input, 0.8A/250V fuse; 20A input (unfused), up to 20A for 15 seconds

Resistance

Range	Resolution	Accuracy
400 Ω	0.1 Ω	$\pm 1\%$ of rdg $\pm 3D$
4K Ω	1 Ω	$\pm 0.8\%$ of rdg $\pm 1D$
40K Ω	10 Ω	$\pm 0.8\%$ of rdg $\pm 1D$
400K Ω	100 Ω	$\pm 0.8\%$ of rdg $\pm 1D$
4M Ω	1K Ω	$\pm 0.8\%$ of rdg $\pm 1D$
40M Ω	10K Ω	$\pm 3\%$ of rdg $\pm 3D$
400M Ω	1M Ω	$\pm 5\%$ of rdg -10D, +4D

Overload Protection: 500V DC/AC, 10 seconds

Capacitance

Range	Resolution	Accuracy
4nF	1pF	$\pm 3\%$ of rdg $\pm 10D$
40nF	10pF	$\pm 3\%$ of rdg $\pm 10D$
400nF	100pF	$\pm 3\%$ of rdg $\pm 10D$
4 μ F	1nF	$\pm 3\%$ of rdg $\pm 10D$
40 μ F	10nF	$\pm 3\%$ of rdg $\pm 10D$

Test Frequency: 400Hz

Test Voltage: 50mV

Frequency Measurement

Range: 4K to 4MHz (Aurorange)

Accuracy: $\pm 1\%$ rdg $\pm 2D$

Input Sensitivity: 50mV rms

Overload Protection: 500V DC/AC

Logic Measurement

Logic Type: TTL

Input Impedance: 120K Ω $\pm 10K$

Logic Thresholds

Logic 1: 2.4V, $\pm 0.2V$

Logic 0: 0.7V, $\pm 0.2V$

Frequency Response: 20MHz

Detestable Pulse Width: 25ns, min.

Overload Protection: 50V DC/AC

Continuity Test

Resistance Range: 400 Ω

Beeper Response: <50 Ω

Response Time: <100mSec

Transistor h_{FE} Test (PNP, NPN)

Test Condition: 10 μ A Base Current @ 2.8V

h_{FE} Range: 0 - 1000

Diode Test

Voltage: 3.2V @ 1.6mA Max

Digital Multimeter

DM-59

- Perfect For Workshop and School
- 10 Functions, 30 Ranges

- Frequency Counter
- h_{FE}
- Capacitance
- Diode Test
- 20M Ω FS
- 10A AC/DC
- 0.5% Basic DC Accuracy
- 3 1/2 Digit LCD, 0.55" H
- Audible Continuity Test
- 10M Ω Input Z
- Overload Protection
- RF Shielded
- Tilt Stand
- 1-Year Limited Warranty

Battery, Test Leads (ML-375), Spare Fuse and Operating Instructions Included

SPECIFICATIONS:

General

Display: 3 1/2 Digit LCD, 0.55" high, with polarity

Overrange Indication: "OL" is displayed

Measurement Rate: 2.5 times per second

Operating Environment: 0°C to 50°C, <70% relative humidity

Storage Environment: -20°C to 60°C, <80% relative humidity with battery removed

Power: 9V carbon zinc battery (NEDA 1604)

Battery Life: 150 hours typical with carbon zinc cells

Low Battery Indicator: Symbol is displayed

Dimensions, Weight: 2.8" wide x 6" long x 1.5" thick (70mm x 151mm x 38mm)
net weight 7oz. (200g)



DC Voltage

Range	Resolution	Accuracy
200mV	100 μ V	$\pm 0.5\%$ of rdg $\pm 1D$
2V	1mV	$\pm 0.5\%$ of rdg $\pm 1D$
20V	10mV	$\pm 0.5\%$ of rdg $\pm 1D$
200V	100mV	$\pm 0.5\%$ of rdg $\pm 1D$
600V	1V	$\pm 0.5\%$ of rdg $\pm 1D$

Input Impedance: 10M Ω on all ranges

Maximum Input: 600V DC or AC rms

DC Current

Range	Resolution	Accuracy
2mA	1 μ A	$\pm 1.0\%$ of rdg $\pm 1D$
20mA	10 μ A	$\pm 1.0\%$ of rdg $\pm 1D$
200mA	100mA	$\pm 1.0\%$ of rdg $\pm 1D$
10A	10mA	$\pm 3.0\%$ of rdg $\pm 1D$

Overload Protection: mA input, 0.5A/250V fuse;

10A input 10A/600V fuse

AC Voltage

Range	Resolution	Accuracy
200mV	100 μ V	$\pm 1.0\%$ of rdg $\pm 4D$
2V	1mV	$\pm 1.0\%$ of rdg $\pm 4D$
20V	10mV	$\pm 1.0\%$ of rdg $\pm 4D$
200V	100mV	$\pm 1.0\%$ of rdg $\pm 4D$
600V	1V	$\pm 1.9\%$ of rdg $\pm 4D$

Input Impedance: 10M Ω on all ranges

Maximum Input: 600V DC or AC rms

Frequency Range: 50Hz - 500Hz

AC Current

Range	Resolution	Accuracy
2mA	1 μ A	$\pm 2.0\%$ of rdg $\pm 4D$
20mA	10 μ A	$\pm 2.0\%$ of rdg $\pm 4D$
200mA	100mA	$\pm 2.0\%$ of rdg $\pm 4D$
10A	10mA	$\pm 3.5\%$ of rdg $\pm 4D$

Overload Protection: mA input, 0.5A/250V fuse;

10A input 10A/250 fuse

Resistance

Range	Resolution	Accuracy
200 Ω	0.1 Ω	$\pm 0.8\%$ of rdg $\pm 3D$
2K Ω	1 Ω	$\pm 0.8\%$ of rdg $\pm 1D$
20K Ω	10 Ω	$\pm 0.8\%$ of rdg $\pm 1D$
200K Ω	100 Ω	$\pm 0.8\%$ of rdg $\pm 1D$
2000K Ω	1K Ω	$\pm 0.8\%$ of rdg $\pm 1D$
20M Ω	10K Ω	$\pm 3\%$ of rdg $\pm 3D$

Overload Protection: 500V DC or AC rms

Capacitance

Range	Resolution	Accuracy
2000pF	1pF	$\pm 2.0\%$ of rdg $\pm 10D$
20nF	10pF	$\pm 2.0\%$ of rdg $\pm 10D$
200nF	100pF	$\pm 2.0\%$ of rdg $\pm 10D$
2 μ F	1nF	$\pm 2.0\%$ of rdg $\pm 10D$
20 μ F	10nF	$\pm 2.0\%$ of rdg $\pm 10D$

Test Frequency: 2.5Hz

Test Voltage: 3V

Frequency Measurement

Range: 2kHz - 15MHz (Autorange)

Accuracy: $\pm 0.1\%$ rdg $\pm 1D$

Input Sensitivity: Trig Lo: 1 Vrms; Trig Hi: 2 Vrms

Overload Protection: 500V DC or AC rms

Continuity Test (Audible)

Resistance Range: 200 Ω

Beeper Response: <40 Ω

Transistor h_{FE} Test (PNP, NPN)

Test Condition: 10 μ A Base Current @ <3.5V

h_{FE} Range: 0 - 1000

Diode Test

Voltage: 2V @ 1.6mA Max

Digital Multimeter

DM-75

- **Low Cost**
- **Full Function General Purpose**
- **Rotary Range Switch**
- Diode Test
- 0.7% Basic DC Accuracy
- 3 1/2 Digit LCD, 0.5" H
- 10A DC
- 10M Ω Input Impedance, DC
- Overload Protection
- Pocket Size
- 90-Day Limited Warranty

Battery, Test Leads and Operating Instructions Included



SPECIFICATIONS:

General

Display: 3 1/2 Digit LCD, 0.5" high, with polarity indicator

Overrange Indication: 3 least significant digits blanked

Operating Environment: 0°C to 50°C, <80% relative humidity

Storage Environment: -15°C to 50°C

Power: 9V alkaline or carbon zinc battery

Battery Life: 100 hours typical with carbon zinc cells, 200 hours typical with alkaline cells

Dimensions, Weight: 2.8" wide x 5" long x 1" thick (71mm x 127mm x 25.4mm), net weight 6.1oz. (173g)

DC Voltage

Range	Resolution	Accuracy
200mV	0.1mV	$\pm 0.7\%$ of rdg $\pm 4D$
2000mV	1mV	$\pm 0.7\%$ of rdg $\pm 2D$
20V	10mV	$\pm 0.7\%$ of rdg $\pm 2D$
200V	100mV	$\pm 0.7\%$ of rdg $\pm 2D$
1000V	1V	$\pm 0.7\%$ of rdg $\pm 2D$

Input Impedance: 10M Ω on all ranges

DC Current

Range	Resolution	Accuracy
200 μ A	0.1 μ A	$\pm 1\%$ of rdg $\pm 2D$
2000 μ A	1 μ A	$\pm 1\%$ of rdg $\pm 2D$
20mA	10 μ A	$\pm 1\%$ of rdg $\pm 2D$
200mA	100 μ A	$\pm 1.2\%$ of rdg $\pm 2D$
2000mA	1mA	$\pm 1.5\%$ of rdg $\pm 2D$
10A	10mA	$\pm 1.5\%$ of rdg $\pm 2D$

Overload Protection: mA input, 2A/250V fuse; 10A input (unfused) up to 10A for 15 seconds

AC Voltage

Range	Resolution	Accuracy
200V	100mV	$\pm 1.2\%$ of rdg $\pm 10D$
750V	1V	$\pm 1.2\%$ of rdg $\pm 10D$

Overload Protection: 750V rms

Frequency Range: 45Hz - 450Hz

Resistance

Range	Resolution	Accuracy
200 Ω	0.1 Ω	$\pm 0.7\%$ of rdg $\pm 2D$
2000 Ω	1 Ω	$\pm 0.7\%$ of rdg $\pm 2D$
20K Ω	10 Ω	$\pm 0.7\%$ of rdg $\pm 2D$
200K Ω	100 Ω	$\pm 0.7\%$ of rdg $\pm 2D$
2000K Ω	1K Ω	$\pm 1\%$ of rdg $\pm 2D$

Diode Test

Voltage: 2.8V @ 1mA

DM-78A

• Heavy Duty, Ideal For Plant/Industrial Maintenance

- Water Resistant (O-Ring Seals)
- Withstands 5' Drop
- Protective Holster (MH-350)
- Large Display Window
- 3200 Count LCD, .55" H
- 65 Segment Analog Bar Graph
- 0.5% Basic DC Accuracy
- Auto Power Off
- 10M Ω Input Z
- "No Hand" Data Hold
- Input Warning Beeper*
- 20A AC/DC Fused
- Diode Test
- Instant Continuity Beeper
- Overload Protection
- 1-Year Limited Warranty

Batteries, Test Leads (ML-375), and Operating Instructions Included

SPECIFICATIONS:

General

Display: 3200 count LCD, 65 segment bar graph, 0.55" high, with polarity

Auto Power Off: Approx. 10 min. after mode or function change

Overrange Indication: "OL" is displayed

Operating Environment: 0°C to 50°C, <80% relative humidity

Storage Environment: -20°C to 60°C, <80% relative humidity with battery removed

Temperature Coefficient: (0°C to 18°C and 28°C to 50°C), less than 0.15 x applicable accuracy specification per second

Measurement Rate: Digital 2 times per second, analog 12 times per second

Power: 1.5V AAA (2) alkaline or carbon zinc batteries

Battery Life: 1000 hours with alkaline cells

Low Battery Indicator: Symbol is displayed

Fuse: 1A 240/250V Fast

Dimensions, Weight: 3.3" wide x 6.9" long x 1.2" thick (84mm x 175mm x 31mm), net weight 12oz. (340g)



DC Voltage

Range	Resolution	Accuracy
300mV	0.1mV	$\pm 0.5\%$ of rdg $\pm 2D$
3V	1mV	$\pm 0.5\%$ of rdg $\pm 2D$
30V	10 mV	$\pm 0.5\%$ of rdg $\pm 2D$
300V	100mV	$\pm 0.5\%$ of rdg $\pm 2D$
1000V	1V	$\pm 0.5\%$ of rdg $\pm 2D$

Input Impedance: 10M Ω

Overload Protection: 1100Vpk (15 sec.)

DC Current

Range	Resolution	Accuracy
300 μ A	0.1 μ A	$\pm 1\%$ of rdg $\pm 2D$
3mA	1 μ A	$\pm 1.2\%$ of rdg $\pm 2D$
30mA	10 μ A	$\pm 1\%$ of rdg $\pm 2D$
300mA	100 μ A	$\pm 1.2\%$ of rdg $\pm 2D$
20A	10mA	$\pm 2\%$ of rdg $\pm 3D$

Overload Protection: μ A, mA = 1A 240/250V, 20A = 13A 240/250V (readings over 10A max., 30 sec.)

Voltage Drop: 200mV on 300 μ A, 30mA ranges; 2V all others

AC Voltage

Range	Resolution	Accuracy
3V	1mV	$\pm 1.3\%$ of rdg $\pm 5D$
30V	10mV	$\pm 1.3\%$ of rdg $\pm 5D$
300V	100mV	$\pm 1.3\%$ of rdg $\pm 5D$
750V	1V	$\pm 1.3\%$ of rdg $\pm 5D$

Frequency Range: 3V on 40Hz - 300Hz; 40Hz - 500Hz all others

Input Impedance: 10M Ω on all ranges

Overload Protection: 770V AC RMS or 1100Vpk (15 sec.)

AC Current

Range	Resolution	Accuracy
300 μ A	0.1 μ A	$\pm 1.5\%$ of rdg $\pm 3D$
3mA	1 μ A	$\pm 1.5\%$ of rdg $\pm 3D$
30mA	10 μ A	$\pm 1.5\%$ of rdg $\pm 3D$
300mA	100 μ A	$\pm 2\%$ of rdg $\pm 3D$
20A	10mA	$\pm 2.5\%$ of rdg $\pm 5D$

Frequency Range: 40Hz - 500Hz

Overload Protection: μ A, mA = 1A 240/250V, 20A = 13A 240/250V (readings over 10A max., 30 sec.)

Voltage Drop: 200mV on 300 μ A, 30mA ranges; 2V all others

Resistance

Range	Resolution	Accuracy
300 Ω	0.1 Ω	$\pm 1\%$ of rdg $\pm 4D$
3K Ω	1 Ω	$\pm 0.75\%$ of rdg $\pm 2D$
30K Ω	10 Ω	$\pm 0.75\%$ of rdg $\pm 2D$
300K Ω	100 Ω	$\pm 0.75\%$ of rdg $\pm 2D$
3M Ω	1K Ω	$\pm 1.5\%$ of rdg $\pm 3D$
30M Ω	10K Ω	$\pm 2.5\%$ of rdg $\pm 5D$

Lo-Power Ω open circuit 1.3V

Overload Protection: 600VDC or 600V AC RMS (10 sec.)

Diode Test

Voltage: 3.3V @ 1.5mA max

Continuity Test

Beeper Response: <50 Ω

Response Time: Instant

Delay Hold: Allows "No-Hand" data hold operation

* **Input Warning Beeper:** Eliminates incorrect test lead placement and selector switch settings


Digital Multimeter

DM-80

- Heavy Duty, Ideal For Plant/Industrial Maintenance
- Autoranging • 11 Functions, 39 Ranges

- 0.3% Basic DC Accuracy
- 42 Segment Bar Graph
- 4000 Count LCD
- Min./Max.
- Data Hold
- Memory
- Capacitance
- Frequency
- Temperature
- Diode Test
- Audible Continuity Test
- Overload Protection
- 1-Year Limited Warranty

Battery, Test Leads (ML-375), Thermocouple (TC-50P), Protective Holster and Operating Instructions Included



SPECIFICATIONS:

General

Display: 3 3/4 Digit LCD with polarity indicator, 42 segment bar graph, .5" high

Auto Power Off: 30 minutes

Overrange Indication: Most significant digit blinks

Operating Environment: 0°C to 40°C, <80% relative humidity

Storage Environment: -20°C to 60°C, <70% relative humidity

Measurement Rate: Digital 2 times per second, bargraph 20 times per second, capacitance 1 time per second

Power: 9V alkaline or carbon zinc battery (NEDA 1604)

Battery Life: 500 hours typical with alkaline cells

Fuse: 2A/250V

Dimensions, Weight: 3.25" wide x 7" long x 1.25" thick (82.6mm x 177.8mm x 31.8mm), net weight 11.5oz. (326g)

DC Voltage

Range	Resolution	Accuracy
400mV	0.1mV	±0.3% of rdg ±1D
4V	1mV	±0.3% of rdg ±1D
40V	10mV	±0.3% of rdg ±1D
400V	100mV	±0.3% of rdg ±1D
1000V	1V	±0.3% of rdg ±3D

Overload Protection: 1000V pk (10 sec.)

DC Current

Range	Resolution	Accuracy
4mA	0.001mA	±1.5% of rdg ±2D
40mA	0.01mA	±1.5% of rdg ±2D
400mA	0.1mA	±1.5% of rdg ±2D
4000mA	1mA	±1.5% of rdg ±2D
10A	0.01A	±2% of rdg ±2D

Overload Protection: mA = 2A/250V, 10A = Unfused

AC Voltage

Range	Resolution	Accuracy
4V	1mV	±1.2% of rdg ±5D
40V	10mV	±1.2% of rdg ±5D
400V	100mV	±1.2% of rdg ±5D
750V	1V	±1.2% of rdg ±5D

Input Impedance: 10MΩ on all ranges

Overload Protection: 1000V pk (10 sec.)

AC Current

Range	Resolution	Accuracy
4mA	0.001mA	±2% of rdg ±5D
40mA	0.01mA	±2% of rdg ±5D
400mA	0.1mA	±2% of rdg ±5D
2000mA	1mA	±2% of rdg ±5D
10A	0.01A	±2% of rdg ±5D

Frequency Range: 50Hz - 500Hz

Overload Protection: mA = 2A/250V, 10A = Unfused

Resistance

Range	Resolution	Accuracy
400Ω	0.1Ω	±1% of rdg ±2D
4KΩ	1Ω	±0.7% of rdg ±2D
40KΩ	10Ω	±0.7% of rdg ±2D
400KΩ	100Ω	±0.7% of rdg ±2D
4MΩ	1KΩ	±0.7% of rdg ±2D
40MΩ	10KΩ	±2% of rdg ±5D

Overload Protection: 250V DC or peak AC, 10 sec.

Capacitance

Range	Resolution	Accuracy
4nF	0.001nF	±5% of rdg ±2D
40nF	0.01nF	±5% of rdg ±2D
400nF	0.1nF	±5% of rdg ±2D
4μF	1nF	±5% of rdg ±2D
40μF	10nF	±5% of rdg ±2D

Frequency Measurement

Range	Resolution	Accuracy
100Hz	0.001Hz	±1% of rdg ±10D
1000Hz	0.1Hz	±1% of rdg ±10D
10kHz	1Hz	±1% of rdg ±10D
100kHz	10Hz	±1% of rdg ±10D
1000kHz	100Hz	Not Specified

Temperature Measurement

Range: 0°F to 2000°F

Resolution: 1°F

Accuracy: 0°F to 225°F (±5° ±2D)

225°F to 2000°F (±3% of rdg)

Diode Test: 3.2V

Continuity Test (Audible)

Beeper Response: <40Ω

Response Time: Instantly

Digital Capacitance Meter

CX-920A

- A “Must” For Trouble Shooting and Circuit Design
- Measures To 20mF (20,000µF)
- Portable, Battery Operated
- 0.1pF to 20mF (20,000µF), 9 Ranges
- 0.5% Basic Accuracy
- 3 1/2 Digit LCD, 0.55” H
- Zero Adjustment
- Input Protected
- Low Battery Indicator
- Overrange Indicator
- Rotary Range Switch
- Rugged Construction
- Tilt Stand
- 1-Year Limited Warranty

Battery, Test Leads (ML-920A), Spare Fuse and Operating Instructions Included



SPECIFICATIONS:

General

Display: 3 1/2 Digit LCD, 0.55” high

Overrange Indication: A “1” is displayed with the 3 least significant digits blanked

Operating Environment: 0°C to 50°C, <70% relative humidity

Storage Environment: -20°C to 60°C, <80% relative humidity with battery removed

Temperature Coefficient: 0.1 x specified accuracy per °C, which is only applicable for the temperature range of <18°C or >28°C

Power: 9V alkaline or carbon zinc battery (NEDA 1604)

Battery Life: 150 hours typical with carbon zinc cells

Low Battery Indicator: Symbol is displayed

Dimensions, Weight: 2.8” wide x 6” long x 1.5” thick (70mm x 151mm x 38mm), net weight 7oz. (200g)

Capacitance

Range	Resolution	Accuracy
200pF	0.1pF	±0.5% of rdg ±1D ±0.5pF
2000pF	1pF	±0.5% of rdg ±1D
20nF (.02µF)	10pF	±0.5% of rdg ±1D
200nF (.2µF)	100pF	±0.5% of rdg ±1D
2µF	1nF	±0.5% of rdg ±1D
20µF	10nF	±0.5% of rdg ±1D
200µF	0.1µF	±0.5% of rdg ±1D
2000µF	1µF	±2% of rdg ±1D
20mF (20,000µF)	10µF	±4% of rdg ±1D

Accuracy is based on an operating temperature of 23°C (73°F) at relative humidity up to 75%

Test Voltage

3.5V peak max., “+” input terminal voltage is always higher than “-” input terminal

Overload Protection

100mA/250V, fast blow fuse

Zero Capacitance Adjustment Range

Approx. ±20pF

Digital Infrared Thermometer

DIT-205

- **Pen-style IR thermometer fits easily in a pocket or purse for quick and easy surface temperature measurements**
- **Temperature Range: -27° to 428°F (-33° to 220°C)**
- **Accuracy: ±2% of reading or ±2°C**
- 0.1° resolution for accurate readings
- Selectable temperature units F/C
- 1:1 Optics (distance-to-spot size ratio)
- Emissivity preset to 0.95
- LCD display
- Non-contact
- Does not use a laser beam
- Metal alloy case
- Lithium batteries (2 LR44 included typically provide for 180 hours of continuous operation)
- Low battery indication
- Automatic power OFF after 15 seconds
- RoHS Compliant
- 1 Year Warranty
- Durable pocket clip



SPECIFICATIONS:

General

Measurement Range: -27° to 428°F
(-33° to 220°C)
Ambient Operating Range: 32° to 122°F
(0° to 50°C)
Storage Temperature Range: -4° to 149°F
(-20° to 65°C)

Accuracy: ±2% of reading or ±2°C
Resolution at -9.9°~199.9°C: 0.1° F or °C
Response Time (90%): 1 second
D:S: 1:1
Emissivity: Fixed 0.95
Update Frequency: 1.4Hz
Dimensions: 3.25 x 0.5 inches

Wave Length Response: 5-14um
Weight (with battery): 2 oz
Batteries: 2 LR44 (included)
Battery Life: 180hr (typical)

Where can I use an infrared thermometer?

Kitchen:

- Temperatures of all cooking surfaces
- Microwaved foods
- Dishes in microwave heat differently
- Baby formula bottles
- Baby foods
- Teflon fry pans actually become toxic at high temperatures
- Appliance performance: freezer and oven temperature
- Dishwasher water temperatures
- Hot oil temperatures in deep fryers
- Cookie sheet temperature
- Crock pot accuracy
- Melting chocolate
- Candle making
- Home beer brewing
- Fondues: cheese, oil, chocolate
- Serving temperatures of beer and wine
- Pizza ovens

Safety:

- Child car seats
- Bath water: especially children and infants
- Check playground equipment: slides and swings
- Beach sand
- Benches and chair temperatures

Health:

- Foot temperatures for diabetics
- Muscle tears and sprains
- Arthritic areas
- Horses: bad shoe, muscle tear, scar tissue
- Livestock breeding area temperatures
- Food serving quality at buffets
- Damp spots where mold and mildew grow

Around the home:

- Doors and windows for drafts
- Air conditioner air temperature
- Furnace registers
- Flue temperature in heating systems
- Ballasts in florescent lighting
- Dimmer switches for overheating
- Lightbulb before unscrewing
- Wood stoves flue temperature and ducts
- Fireplace logs (gas burn)
- Fuses and breakers for possible shorts
- Room temperatures (scan walls for heat layers)
- Reptile cages and environment
- Aquarium water temperatures
- Air conditioning: supply and return registers
- Surface temperature before painting

Outdoor uses:

- Verify BBQ surface temperatures
- Water temperatures in pools, spas and hot tubs
- Lawns for heat stress and areas sprinkler missed
- Outdoor fire pits and tool temperatures
- Small stoke engines: mowers, snow blowers
- Driveway temperature before recoating surfaces

Automotive, Hobby, Racing:

- Engine check - spark plugs - manifold
- Air conditioning and heating
- Radiator blockages
- Brake temperatures overheating
- Catalytic converters blockage
- Tire temperatures - under/over inflated
- Track temperatures match correct tires
- Engine temperatures in remote control vehicles

Handheld Digital Thermometer

DT-205

- **Perfect For - HVAC/Industrial Maintenance - Techs - Hobbyist**
- **Pocket Size - Light Weight • Built-In Retractable 3.5" Probe**
- **°C or °F Switchable**

- ±1°C, ±2°F Accuracy
- Up to 0.1° Resolution
- 3.5 Digit LCD, 0.55" H
- Rugged Construction
- Low Battery Indicator
- Overrange Indicator
- 90 Day Limited Warranty



Battery, Carrying Case and Operating Instructions Included

DESCRIPTION:

The DT-205 is a pocket-sized Digital Thermometer with a built-in thermocouple probe that retracts into the case. It possesses features of more costly instruments such as switchable Fahrenheit and Celsius scales, up to 0.1° resolution and a large easy-to-read 3 1/2 digit display.

Measurement range is -50°C to 150°C and -58°F to 302°F. Ruggedly constructed and fast acting, the DT-205 is ideally suited for set up, adjustment and monitoring heating and cooling systems plus checking for heat loss.

SPECIFICATIONS:

General

Display: 3 1/2 Digit LCD, 0.5" high.
Overrange Indication: A "1" or "-1" is displayed with the 3 least significant digits blanked
Measurement Rate: 3 times per second
Operating Environment: 0°C to 35°C, <90% relative humidity, 35°C to 50°C <70% relative humidity
Storage Environment: -40°C to 60°C, with battery removed
Power: 9V alkaline or carbon zinc battery (NEDA 1604)
Battery Life: 300 hours typical with carbon zinc cells
Low Battery Indicator: Display indicates "Bat"
Dimensions, Weight: 1.8" wide x 5.6" long x 1.1" thick (46mm x 142mm x 28mm) Net weight 5.6oz. (142g) with battery

Celsius

Range	Resolution	Accuracy
-50°C to 150°C	0.1°C	±3° @ -50° to 0° ±1° @ 0° to 100° ±3° @ 100° to 150°

Temperature Coefficient: <0.1 x the applicable accuracy specification per °C, from 0°C to 18°C and 28°C to 50°C

Fahrenheit

Range	Resolution	Accuracy
-58°F to 302°F	1°F	±6° @ -58° to 32° ±2° @ 32° to 212° ±6° @ 212° to 302°

Temperature Coefficient: <0.1 x the applicable accuracy specification per °F, from 32°F to 64.4°F to 122°F

PR-21 Logic Probe/Pulse Detector

- **Perfect Trouble Shooting Tool**
- **20MHz Pulse Detector**
- **Switch Selectable**
 - Pulse Detection or Memory
 - TTL/CMOS
- **Audible Logic State Tones**
- **Input Impedance 1M Ω**
- **Detects 30ns Pulses**
- **Operates to 20MHz**
- **Color Coded LEDs**
- **Circuit Powered**
- **90-Day Limited Warranty**



DESCRIPTION:

The PR-21 is a versatile instrument for troubleshooting and analyzing logic circuits. Features include visual indication of pulse level and pulse presence, pulse memory, plus an audible, two-tone, logic state indicator. The probe responds to pulses as narrow as 30ns and pulse trains up to 20MHz, and is compatible with TTL, DTL, RTL, HTL, CMOS and MOS. It is also compact and light weight. Three color-coded LEDs indicate pulse presence and high/low logic states. Visual indication is complemented by audible tones of two distinctly different frequencies to distinguish the logic states easily. The PR-21 Logic Probe is a valuable servicing aid, especially when used in conjunction with the PR-31 Logic Pulsar.

SPECIFICATIONS:

Input Signal Frequency: 20MHz Max

Minimum Detectable Pulse Width: 30ns

Input Impedance: 1M Ω

Operating Supply Range (Vcc): 4V DC Min., 18V DC Max.

TTL Logic "1" (Hi LED) >2.3 \pm 0.2V DC

Logic "0" (Lo LED) <0.8 \pm 0.2V DC

CMOS Logic "1" (Hi LED) >70% Vcc \pm 10%

Logic "0" (Lo LED) <30% Vcc \pm 10%

Maximum Allowable Supply Voltage (Vcc): \pm 20V DC

Power Supply Protection: \pm 20V DC Max. (15 sec.)

Signal Input Protection: \pm 220V AC/DC Max. (15 sec.)

Pulse Indicator Flash Time: 500ms

Operating Environment: 0°C to 50°C, <80% relative humidity

Storage Environment: -20°C to 65°C, <75% relative humidity

Dimensions, Weight: 8.2" long x 0.7" dia. (21cm x 1.8cm)
net weight 1.6 oz. (45g)

PR-31 Logic Probe/Pulse Generator

- **Trouble Shooting/Design Tool**
- **Pulse Generator**
- Use with Companion Logic Probe PR-21 or Scope
- Compatible with Most Logic Families
- Signal Injector (Square Wave)
- Switchable 0.5/400Hz Pulse Rate
- Sources/Sinks 100mA Pulses
- External Sync Input
- Circuit Powered
- 90-Day Limited Warranty



DESCRIPTION:

The PR-31 Pulse Generator is used to inject a signal into a logic circuit without having to remove the IC or open the circuit. Using the companion PR-21 Logic Probe you can detect component failures or wiring errors. The average power of the injected signal is limited by supply voltage (Vcc) of the circuit under test, and with its short duration pulses, will not damage circuit components.

The PR-31 Logic Pulsar produces a 10 μ s signal at a 100 mA load and can be switched to either 0.5Hz or 400Hz. It is also capable of generating a square wave equal to approximately 90% of the supply voltage (Vcc) at the square wave output terminal so that an oscilloscope can be used to observe and trace signals. The PR-31 Logic Pulsar also has an external sync input, which enables the user to synchronize the pulse output with an external signal, such as a computer clock circuit.

SPECIFICATIONS:

Input Signal Frequency: 20MHz Max

Minimum Detectable Pulse Width: 30ns

Input Impedance: 1M Ω

Operating Supply Range (Vcc): 4V DC Min., 18V DC Max.

TTL Logic "1" (Hi LED) >2.3 \pm 0.2V DC

Logic "0" (Lo LED) <0.8 \pm 0.2V DC

CMOS Logic "1" (Hi LED) >70% Vcc \pm 10%

Logic "0" (Lo LED) <30% Vcc \pm 10%

Maximum Allowable Supply Voltage (Vcc): \pm 20V DC

Power Supply Protection: \pm 20V DC Max. (15 sec.)

Signal Input Protection: \pm 220V AC/DC Max. (15 sec.)

Pulse Indicator Flash Time: 500ms

Operating Environment: 0°C to 50°C, <80% relative humidity

Storage Environment: -20°C to 65°C, <75% relative humidity

Dimensions, Weight: 8.2" long x 0.7" dia. (21cm x 1.8cm)
net weight 1.6 oz. (45g)

Output Pulse Rate: 0.5/400Hz

Output Pulse Width: 10-15 μ s

Output Pulse Amplitude: Approx. 90% Vcc

Output Current: 100mA Sink/Source

Square Wave Output Current: 5mA Sink/Source

Sync Input Impedance: 1M Ω

Power Supply Range (Vcc): 5-15V DC

Overload Protection:

Power Supply 20V DC Max. (30 sec.)

Sync Input 120V DC Max. (30 sec.)

Test Point 35V DC Max. (30 sec.)

Operating Environment: 0°C to 50°C, <80% relative humidity

Storage Environment: -20°C to 65°C, <75% relative humidity

Dimensions, Weight: 8.2" long x 0.7" dia. (21cm x 1.8cm)
net weight 1.4oz. (40g)

Oscilloscope Probes

PR-60A, PR-100, PR-200B

- High Quality At Economical Prices
- Compatible with Popular Scopes
- Switchable X1, X10 and Ground Reference

- Stable Calibration
- Ground Clip Rotates 360°
- Pin-Point Probe Tip
- 90-Day Limited Warranty



PR-60A

- 60 MHz Bandwidth

PR-100

- 100 MHz Bandwidth

PR-200B

- 200 MHz Bandwidth

SPECIFICATIONS:

SPECIFICATIONS:

SPECIFICATIONS:

Switch Function

X1:

Attenuation: 1:1
Bandwidth: DC to 15MHz
Input Capacitance: 45pf

X10:

Attenuation: 10:1
Bandwidth: DC to 60MHz
Compensation Range: 10 to 35pF
Input Capacitance: 15pF
Input Resistance:

10MΩ, with Oscilloscope of
1MΩ Input Resistance

Working Voltage: 600V (DC + peak AC)

Operating Temperature: 0°C to +70°C

Coaxial Cable Length: 47.24" (1200mm)

Accessories Supplied

Ground Lead and Clip
Retractable Hook

Replacement Accessories

PR-200BGL - Ground Lead and Clip

PR-200BSH - Retractable Hook

PR-200BKT Accessory Kit: Ground Lead and Clip; IC Tip; BNC Adapter; Retractable Hook; Insulating Tip; Trimmer Tool; Replacement Tip

Switch Function

X1:

Attenuation: 1:1
Bandwidth: DC to 10MHz
Rise Time: 35ns
Input Capacitance: 75pf + Oscilloscope
Input Capacitance

X10:

Attenuation: 10:1
Bandwidth: DC to 100MHz
Rise Time: 3.5ns
Compensation Range: 15 to 50pF
Input Resistance:

10MΩ, with Oscilloscope of
1.0MΩ Input Resistance

Input Capacitance: 11pF

Reference Position: Tip Grounded via 9MΩ,
Oscilloscope Input Grounded

Working Voltage: 600V (DC + peak AC)

Operating Temperature: 0°C to +70°C

Coaxial Cable Length: 57" (1478mm)

Accessories Supplied

Ground Lead and Clip Retractable Hook
IC Tip Insulating Tip
BNC Adapter Trimmer Tool

Replacement Accessories

PR-200BGL - Ground Lead and Clip

PR-200BSH - Retractable Hook

PR-200BKT Accessory Kit: Ground Lead and Clip; BNC Adapter; Retractable Hook; Insulating Tip; Trimmer Tool; Replacement Tip

Switch Function

X1:

Attenuation: 1:1
Bandwidth: DC to 5MHz
Rise Time: 75ns
Input Capacitance: 60pf + Oscilloscope
Input Capacitance

X10:

Attenuation: 10:1 (±3%)
Bandwidth: DC to 200MHz
Rise Time: 1.8ns
Compensation Range: 10 to 60pF
Input Resistance:

10MΩ, with Oscilloscope of
1.0MΩ Input Resistance

Input Capacitance: 14pF

Reference Position: Tip Grounded via 9MΩ,
Oscilloscope Input Grounded

Working Voltage: 600V (DC + peak AC)

Operating Temperature: 0°C to +70°C

Coaxial Cable Length: 47.2" (1200mm)

Accessories Supplied

Ground Lead and Clip Retractable Hook
IC Tip Insulating Tip
BNC Adapter Trimmer Tool
Replacement Tip

Replacement Accessories

PR-200BGL - Ground Lead and Clip

PR-200BSH - Retractable Hook

PR-200BKT Accessory Kit: Ground Lead and Clip; BNC Adapter; Retractable Hook; Insulating Tip; Trimmer Tool; Replacement Tip

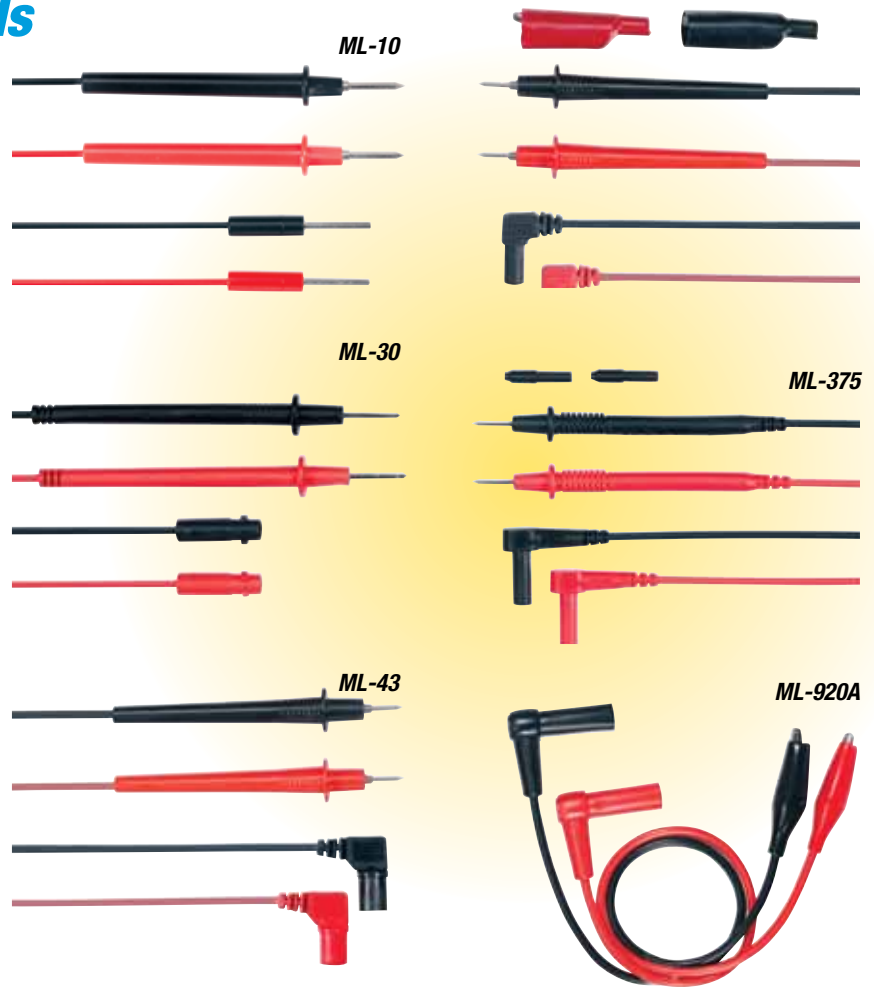
ML-370

Replacement Test Leads

- Flexible • Heavy Duty • Insulated

DESCRIPTION:

Meter Model No.	Part No.	Length (Nom.)
AM-10	ML-10	26.5 in.
AM-30	ML-43	43 in.
FET-43		
DM-37	ML-370	48 in.
	(Includes alligator clips)	
AM-22	ML-375	42 in.
DM-21		
DM-50		
DM-59		
DM-78A		
DM-80		
DM-500		
CX-920A	ML-920A	13 in.



MULTIMETER TEST LEADS - CROSS REFERENCE


Meter Mfg./ Model No.	ECG Repl.	Meter Mfg./ Model No.	ECG Repl.	Meter Mfg./ Model No.	ECG Repl.	Meter Mfg./ Model No.	ECG Repl.	Meter Mfg./ Model No.	ECG Repl.	Meter Mfg./ Model No.	ECG Repl.	Meter Mfg./ Model No.	ECG Repl.
Amprobe		Beckman/Wavetek		HD-130.....	ML-370	75.....	ML-370	Hitachi		Philips ECG		DVM-634.....	ML-43
AM-4A.....	ML-43	151.....	ML-370	HD-140.....	ML-370	77.....	ML-370	3510.....	ML-370	AM-10.....	ML-10	DVM-636.....	ML-43
AM-4B.....	ML-370	152.....	ML-370	RMS225.....	ML-370	79.....	ML-370	3525.....	ML-370	AM-20.....	ML-43	DVM-638.....	ML-43
AM-1200.....	ML-375	TECH300.....	ML-43	TECH310.....	ML-43	83.....	ML-370	3550.....	ML-370	AM-22.....	ML-375	DVM-642.....	ML-375
AM-1280.....	ML-375	TECH310.....	ML-43	TECH320.....	ML-43	85.....	ML-370			AM-30.....	ML-43	DVM-6005.....	—
B&K		TECH330.....	ML-43	TECH330.....	ML-43	87.....	ML-370	Mercer		CM-30.....	ML-30	LCR-680.....	—
213.....	ML-43	TECH350.....	ML-370	TECH350.....	ML-370	8020B.....	ML-370	9120.....	ML-43	CM-33.....	—		
340A.....	ML-30	TECH360.....	ML-370	TECH360.....	ML-370	8021B.....	ML-370	9301.....	ML-370	CX-920.....	ML-920A		
350.....	ML-370					8022B.....	ML-370	9370.....	ML-370	CX-920A.....	ML-920A		
377.....	—	Extech				8024B.....	ML-370	9401.....	ML-370	DM-21.....	ML-375		
388HD.....	ML-370	380165.....	—			8026B.....	ML-370	9702.....	ML-30	DM-25.....	—		
388A.....	ML-375	380166.....	—			8050A.....	ML-370			DM-26.....	—		
389.....	ML-375	380168.....	ML-375			8060A.....	ML-370	Protek		DM-27.....	—		
390.....	ML-375	308196.....	ML-375			8062A.....	ML-370	301U.....	—	DM-50.....	ML-375		
391.....	ML-375	Goldstar						505.....	ML-375	DM-51.....	—		
815.....	ML-375	DM-1835.....	ML-370					A800.....	ML-10	DM-53.....	—		
2703.....	—	DM-6335.....	ML-370					A802.....	ML-375	DM-55L.....	—		
2703A.....	ML-370	DM-7143.....	ML-370					A803.....	ML-43	DM-59.....	ML-375		
2704.....	—	DM-7333.....	ML-370					A-400.....	ML-43	DM-71.....	ML-370		
2704A.....	ML-370	DM-8243.....	ML-370					A-420S.....	ML-43	DM-74.....	ML-370		
2706.....	ML-370	DM-8433.....	ML-370					A-423.....	ML-43	DM-75.....	—		
2707.....	ML-370			Heathkit				A-443.....	TC-50P	DM-76.....	ML-370		
2806.....	ML-370			2208.....	ML-30			A-445.....	ML-43	DM-78.....	ML-370		
2807.....	ML-370			2311.....	—			A-450.....	ML-43	DM-78A.....	ML-375		
2816.....	ML-370			2372.....	—			D-901.....	—	DM-80.....	ML-375		
2817.....	ML-370			2374.....	—			D-902.....	ML-370	DM-80.....	ML-370		
2845.....	ML-370			2374.....	—			D-906.....	ML-370	DM-300.....	ML-370		
2860.....	ML-375			2374.....	—			D-910F.....	ML-370	DM-305.....	ML-375		
2905.....	ML-370			2374.....	—			D-910F.....	TC-50P	DM-305A.....	ML-375		
2906.....	ML-370			2374.....	—			D-927.....	ML-370	DM-310.....	ML-370		
2907.....	ML-370			2374.....	—			A-420S.....	ML-43	DM-410.....	ML-370		
2911.....	ML-370			2374.....	—			A-423.....	ML-43	DM-500.....	ML-375		
2912.....	ML-370			2374.....	—			A-443.....	TC-50P	FET-43.....	ML-43		
2940.....	ML-370			2374.....	—			D-945.....	ML-370				
2945.....	ML-370			2374.....	—			D-981.....	ML-370	Scope			
				2374.....	—			D-982.....	TC-50P	DCM-602.....	—		
				2374.....	—				ML-370				

Distributed by:

ECG[®] Test Equipment

NTE[®]
ELECTRONICS, INC.

NTE Electronics, Inc.
44 Farrand Street,
Bloomfield, NJ 07003
Phone: 973-748-5089
Fax: 973-748-6224
www.nteinc.com



© Copyright 2014 NTE Electronics, Inc.

ECG[®] is a registered trademark
of NTE Electronics, Inc

EL37-01