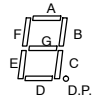
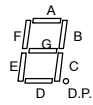
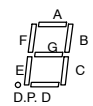

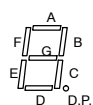
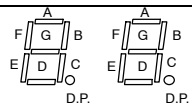
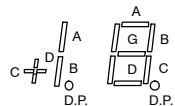
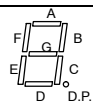



LED DISPLAYS

NTE Type Number	Description	Diagram Number	Color	Digit Description	Maximum Forward Current Per Segment (mA)	Maximum Reverse Voltage Per Segment (Volts)	Maximum Power Dissipation (mW)
					I _F	V _R	P _T
3050	0.270 Inch, Seven Segment, Common Anode, LHDP	153	Red		30	10	750
3051	0.270 Inch, Polarity and Overflow, Common Anode	154	Red		30	10	480
3052	0.300 Inch, Seven Segment, Common Anode, RHDP	155	Red		40	5	700
3053		155	Orange		40	5	560
3054		155	Green		25	5	525
3055		155	Yellow		30	5	100
3056	0.300 Inch, Seven Segment, Common Cathode, RHDP	155	Red		40	5	700
3057		155	Red		40	5	700
3058		155	Orange		25	5	525
3059		155	Green		25	5	525
3060		751	Yellow		20	5	560
3061	0.300 Inch, Seven Segment, Common Anode, LHDP	156	Red		30	5	480
3062		156	Orange		20	6	600
3063		156	Green		20	6	480
3064		156	Yellow		20	6	600
3065	0.300 Inch, Polarity and Overflow, Common Anode	157	Red		30	6	300
3068	0.400 Inch, Seven Segment, Common Anode, RHDP	158	Red		30	6	700
3069	0.400 Inch, Seven Segment, Common Cathode, RHDP	741	Red		40	5	100
3070	0.400 Inch, Seven Segment, Common Anode, RHDP	158	Orange		30	6	525
3071	0.400 Inch, Seven Segment, Common Cathode, RHDP	158	Orange		30	6	525
3074	0.560 Inch, 2 Digit, Common Anode, RHDP	159	Red		25	5	1280
3075	0.560 Inch, 2 Digit, Common Cathode, RHDP	159	Red		30	6	960
3076	0.560 Inch, Seven Segment, 1 Digit w/Overflow and ±, Common Anode, RHDP	160	Red		30	6	840
3077	0.560 Inch, Seven Segment, 1 Digit w/Overflow and ±, Common Cathode, RHDP	160	Red		30	6	840
3078	0.560 Inch, Seven Segment, Common Anode, RHDP	161	Red		40	5	700
3079	0.560 Inch, Seven Segment, Common Cathode, RHDP	161	Red		40	5	700
3080	0.800 Inch, Seven Segment, Common Anode, RHDP	162	Red		30	5	75
3080-G			Green		30	5	75
3080-Y			Yellow		30	5	75

LHDP – Left Hand Decimal Point

RHDP – Right Hand Decimal Point

See Diagrams, beginning on Page 1-169

