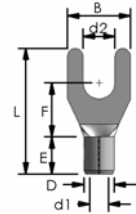


NON-INSULATED SPADE TERMINALS



Specifications

- Terminal Material: Copper
- Plating: Electro Tin Plated
- Brazed Seam



Ordering Information:

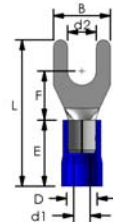
Wire Range AWG / mm ²	NTE Part Number	Stud Size d2	Dimensions inch(mm)					
			B	L	F	E	D	d1
22 – 18 AWG 0.5 – 1.5mm ²	76-ST22-04	#4 (3.2)	.228 (5.8)	.630 (16.0)	.248 (6.3)	.197 (5.0)	.134 (3.4)	.067 (1.7)
	76-ST22-06	#6 (3.7)	.252 (6.4)	.614 (15.6)	.248 (6.3)	.197 (5.0)	.134 (3.4)	.067 (1.7)
	76-ST22-08	#8 (4.3)	.283 (7.2)	.630 (16.0)	.248 (6.3)	.197 (5.0)	.134 (3.4)	.067 (1.7)
	76-ST22-10	#10 (5.3)	.315 (8.0)	.630 (16.0)	.276 (7.0)	.197 (5.0)	.134 (3.4)	.067 (1.7)
	76-ST22-1/4	1/4 (6.5)	.374 (9.5)	.630 (16.0)	.276 (7.0)	.197 (5.0)	.134 (3.4)	.067 (1.7)
16 – 14 AWG 1.5-2.5mm ²	76-ST16-04	#4 (3.2)	.228 (5.8)	.630 (16.0)	.248 (6.3)	.197 (5.0)	.161 (4.1)	.091 (2.3)
	76-ST16-06	#6 (3.7)	.252 (6.4)	.630 (16.0)	.248 (6.3)	.197 (5.0)	.161 (4.1)	.091 (2.3)
	76-ST16-08	#8 (4.3)	.283 (7.2)	.638 (16.2)	.256 (6.5)	.197 (5.0)	.161 (4.1)	.091 (2.3)
	76-ST16-10	#10 (5.3)	.335 (8.5)	.669 (17.0)	.287 (7.3)	.197 (5.0)	.161 (4.1)	.091 (2.3)
	76-ST16-1/4	1/4 (6.5)	.374 (9.5)	.669 (17.0)	.287 (7.3)	.197 (5.0)	.161 (4.1)	.091 (2.3)
12 – 10 AWG 4-6mm ²	76-ST12-06	#6 (3.7)	.283 (7.2)	.736 (18.7)	.295 (7.5)	.236 (6.0)	.220 (5.6)	.134 (3.4)
	76-ST12-08	#8 (4.3)	.335 (8.5)	.736 (18.7)	.295 (7.5)	.236 (6.0)	.220 (5.6)	.134 (3.4)
	76-ST12-10	#10 (5.3)	.374 (9.5)	.736 (18.7)	.295 (7.5)	.236 (6.0)	.220 (5.6)	.134 (3.4)
	76-ST12-1/4	1/4 (6.5)	.374 (9.5)	.736 (18.7)	.295 (7.5)	.236 (6.0)	.220 (5.6)	.134 (3.4)

PVC INSULATED SPADE TERMINALS



Specifications

- Maximum Electrical Rating: 600 Volts
- Maximum Temperature: +105°C
- Terminal Material: Copper
- Plating: Electro Tin Plated
- Insulation Material: Vinyl (PVC)



Ordering Information:

Wire Range AWG / mm ²	NTE Part Number	Stud Size d2	Dimensions inch(mm)					
			B	L	F	E	D	d1
22 – 18 AWG 0.5 – 1.5mm ²	76-IST22-04	#4 (3.2)	.228 (5.8)	.827 (21.0)	.248 (6.3)	.394 (10.0)	.161 (4.1)	.067 (1.7)
	76-IST22-06	#6 (3.7)	.252 (6.4)	.811 (20.6)	.248 (6.3)	.394 (10.0)	.161 (4.1)	.067 (1.7)
	76-IST22-08	#8 (4.3)	.283 (7.2)	.827 (21.0)	.248 (6.3)	.394 (10.0)	.161 (4.1)	.067 (1.7)
	76-IST22-10	#10 (5.3)	.315 (8.0)	.827 (21.0)	.276 (7.0)	.394 (10.0)	.161 (4.1)	.067 (1.7)
16 – 14 AWG 1.5-2.5mm ²	76-IST16-04	#4 (3.2)	.228 (5.8)	.827 (21.0)	.248 (6.3)	.394 (10.0)	.177 (4.5)	.091 (2.3)
	76-IST16-06	#6 (3.7)	.252 (6.4)	.827 (21.0)	.248 (6.3)	.394 (10.0)	.177 (4.5)	.091 (2.3)
	76-IST16-08	#8 (4.3)	.283 (7.2)	.835 (21.2)	.256 (6.5)	.394 (10.0)	.177 (4.5)	.091 (2.3)
	76-IST16-10	#10 (5.3)	.335 (8.5)	.866 (22.0)	.287 (7.3)	.394 (10.0)	.177 (4.5)	.091 (2.3)
	76-IST16-1/4	1/4" (6.5)	.374 (9.5)	.866 (22.0)	.287 (7.3)	.394 (10.0)	.177 (4.5)	.091 (2.3)
12 – 10 AWG 4-6mm ²	76-IST12-06	#6 (3.7)	.283 (7.2)	.992 (25.2)	.295 (7.5)	.492 (12.5)	.256 (6.5)	.134 (3.4)
	76-IST12-08	#8 (4.3)	.335 (8.5)	.992 (25.2)	.295 (7.5)	.492 (12.5)	.256 (6.5)	.134 (3.4)
	76-IST12-10	#10 (5.3)	.374 (9.5)	.992 (25.2)	.295 (7.5)	.492 (12.5)	.256 (6.5)	.134 (3.4)
	76-IST12-1/4	1/4 (6.5)	.472 (12.0)	1.228 (31.2)	.472 (12.0)	.492 (12.5)	.256 (6.5)	.134 (3.4)
	76-IST12-5/16	5/16 (8.4)	.531 (13.5)	1.181 (30.0)	.413 (10.5)	.492 (12.5)	.256 (6.5)	.134 (3.4)
8 AWG 8mm ²	76-IST8-08	#8 (4.3)	.323 (8.2)	1.142 (29.0)	.319 (8.1)	.669 (17.0)	.315 (8.0)	.177 (4.5)
	76-IST8-10	#10 (5.3)	.354 (9.0)	1.142 (29.0)	.319 (8.1)	.669 (17.0)	.315 (8.0)	.177 (4.5)
	76-IST8-1/4	1/4 (6.5)	.425 (10.8)	1.201 (30.5)	.339 (8.6)	.669 (17.0)	.315 (8.0)	.177 (4.5)

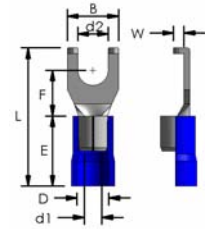
NOTE: 76-IST8-08, 76-IST8-10, and 76-IST8-1/4 ARE NOT cULus

PVC INSULATED FLANGE SPADE TERMINALS



Specifications

- **Maximum Electrical Rating:** 600 Volts
- **Maximum Temperature:** +105°C
- **Terminal Material:** Copper
- **Plating:** Electro Tin Plated
- **Insulation Material:** Vinyl (PVC)



Ordering Information:

Wire Range AWG / mm ²	NTE Part Number	Stud Size d2	Dimensions inch(mm)						
			B	L	F	E	D	d1	W
22 – 18 AWG 0.5 – 1.5mm ²	76-IFST22-06	#6 (3.7)	.252 (6.4)	.748 (19.0)	.248 (6.3)	.394 (10.0)	.161 (4.1)	.067 (1.7)	.059 (1.5)
	76-IFST22-08	#8 (4.3)	.283 (7.2)	.768 (19.5)	.248 (6.3)	.394 (10.0)	.161 (4.1)	.067 (1.7)	.059 (1.5)
	76-IFST22-10	#10 (5.3)	.315 (8.0)	.768 (19.5)	.276 (7.0)	.394 (10.0)	.161 (4.1)	.067 (1.7)	.059 (1.5)
16 – 14 AWG 1.5–2.5mm ²	76-IFST16-06	#6 (3.7)	.252 (6.4)	.768 (19.5)	.248 (6.3)	.394 (10.0)	.177 (4.5)	.091 (2.3)	.059 (1.5)
	76-IFST16-08	#8 (4.3)	.283 (7.2)	.776 (19.7)	.256 (6.5)	.394 (10.0)	.177 (4.5)	.091 (2.3)	.059 (1.5)
	76-IFST16-10	#10 (5.3)	.335 (8.5)	.807 (20.5)	.287 (7.3)	.394 (10.0)	.177 (4.5)	.091 (2.3)	.059 (1.5)
12 – 10 AWG 4–6mm ²	76-IFST12-06	#6 (3.7)	.283 (7.2)	.945 (24.0)	.295 (7.5)	.492 (12.5)	.256 (6.5)	.134 (3.4)	.059 (1.5)
	76-IFST12-08	#8 (4.3)	.335 (8.5)	.945 (24.0)	.295 (7.5)	.492 (12.5)	.256 (6.5)	.134 (3.4)	.059 (1.5)
	76-IFST12-10	#10 (5.3)	.374 (9.5)	.945 (24.0)	.295 (7.5)	.492 (12.5)	.256 (6.5)	.134 (3.4)	.059 (1.5)
	76-IFST12-1/4	1/4 (6.5)	.374 (9.5)	.945 (24.0)	.295 (7.5)	.492 (12.5)	.256 (6.5)	.134 (3.4)	.059 (1.5)