

# RLY9135

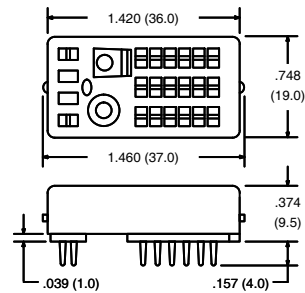

## 22-Pin Blade Socket

### Features

- PC Board Mount
- Solder Terminals

### Electrical Rating:

300 Volts, 10 Amps



# RLY9141, RLY9142, RLY9144

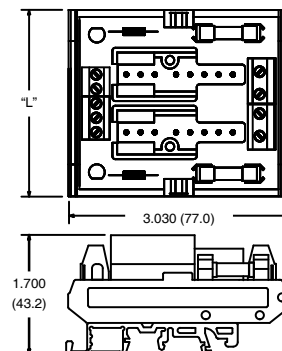

## I/O Module Socket Assembly

### Features

- Available in 1, 2, or 4 Positions
- DIN Rain Mountable
- LED Indicators
- Fuse Holder(s)
- Screw Terminal Blocks

### Electrical Rating:

300 Volts, 10 Amps



NTE Type No.	Socket Positions	Contacts	Terminals
		Max @ 250 VAC/DC	Amps Max Wire Size (AWG)
RLY9141	1	5	14
RLY9142	2	5	14
RLY9144	4	5	14

### Module Width "L"

NTE Type No.	Width	
	Inches	Millimeters
RLY9141	1.720	45.0
RLY9142	2.660	67.5
RLY9144	5.310	135.0