

RLY9183

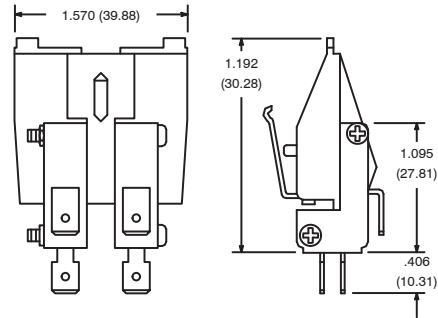
Features

- For RLY700 Series

Electrical Rating:

Contacts SPDT
 Maximum Current . . 5A @ 125/250 VAC

2 Auxiliary Switches for Reversing Contactor Applications



RLY9184

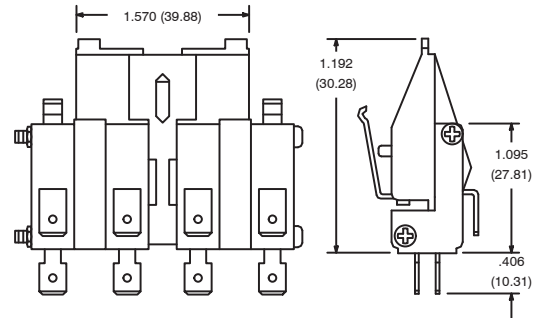
Features

- For RLY700 Series

Electrical Rating:

Contacts SPDT
 Maximum Current . . 5A @ 125/250 VAC

4 Auxiliary Switches for Reversing Contactor Applications



RLY9190

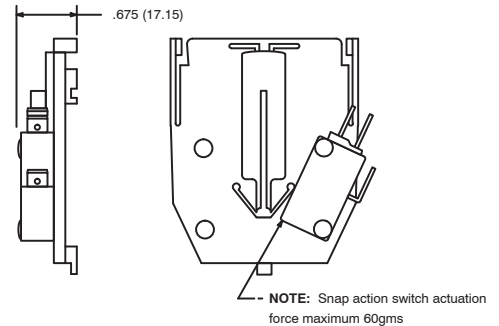
Features

- 1 SPDT Snap Action Switch w/.250" Quick-Connect Terminal
- For RLY530, RLY540, and RLY550 Series

Electrical Rating:

Contacts SPDT
 Maximum Current . . 10A @ 300 VAC

Auxiliary Switch for 3-Pole Definite Purpose Contactor Applications



RLY9191

Features

- 2 SPDT Snap Action Switches w/.250" Quick-Connect Terminal
- For RLY530, RLY540, and RLY550 Series

Electrical Rating:

Contacts SPDT
 Maximum Current . . 10A @ 300 VAC

Auxiliary Switch for 3-Pole Definite Purpose Contactor Applications

