


Reed Relays

R44 Series

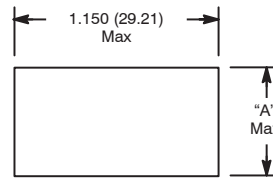
Features

- 10 Watt Contact Rating
- Standard .1" PC Board Spacing
- Epoxy Sealed
- Magnetic Shield
- TTL & DTL Compatible

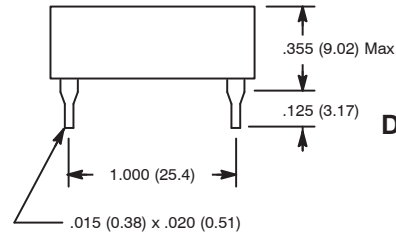


General Purpose SPST & DPST, DC Reed Relays.

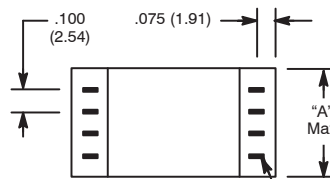
D21



SPST, 1 Form "A"



DPST, 2 Form "A"



Rectangular Pins
(fits .025 (.635) hole)

VERSION	DIM "A"
SPST	.400 (10.16)
DPST	.500 (12.70)

DC OPERATED

NTE Type No.	Nom. Volt.	Contact Arr.	Coil Res. Ohms (Typ)	Nom. Power	Max. Contact	Diag No.
R44-1D2-6	5/6VDC	SPST-NO	100	360mW	.5Amp	D21
R44-1D2-12	12VDC	SPST-NO	420	360mW	.5Amp	D21
R44-1D2-24	24VDC	SPST-NO	2300	360mW	.5Amp	D21
R44-11D2-6	5/6VDC	DPST-NO	70	510mW	.5Amp	D21
R44-11D2-12	12VDC	DPST-NO	280	510mW	.5Amp	D21
R44-11D2-24	24VDC	DPST-NO	1500	510mW	.5Amp	D21

Electrical Specifications

Contact

Rating: 0.5 Amp switching current max.
2.0 Amp carry current max
200 VDC switching volts, max.
Resistance: 200 milliohms max. initial

Coil

Coil Voltages: See Chart

Operational Characteristics

Timing Values Operate Time: 500 μ S typical
Release Time: 1400 μ S typical

Insulation Characteristics

Dielectric Strength

Across Open Contacts: 200 VAC min
Between Mutually Insulated Points: 500 VAC min.

Environmental Characteristics

Operating: -45°C to +85°C
Storage: -60°C to +105°C

Capacitance

Across Open Contacts: 0.3pf typ
Open Contacts To Coil: 2.0pf typ

Life

Mechanical: 10,000,000 operations at rated load