

# Circuit Breakers

## R58 Series



## Thermal Circuit Breaker

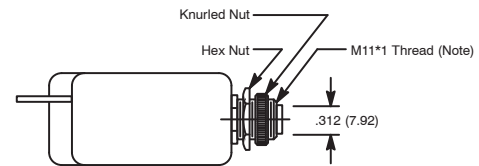
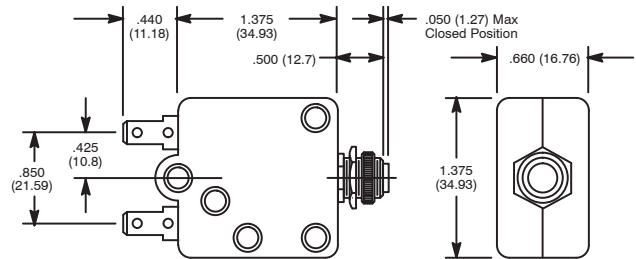
### D40

### Features

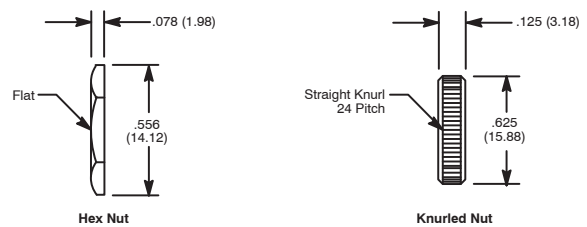
- .250" (6.35mm) Quick Connect Terminals
- Cannot be Manually Tripped
- Visual Trip Indicator
- Push Button to Reset Breaker



**NOTE:** Indicator plate shown may NOT be available on all devices.



Note: 1A and 2A types have a 7/16-28 Thread



NTE Type No.	Current Rating Amps	Maximum Resistance Ohms
R58-1A	1.0	1.35 (Typ)
R58-2A	2.0	0.32 (Typ)
R58-3A	3.0	0.225
R58-4A	4.0	0.225
R58-5A	5.0	0.225
R58-6A	6.0	0.175
R58-7A	7.0	0.175
R58-8A	8.0	0.175
R58-10A	10.0	0.125
R58-12A	12.0	0.050
R58-15A	15.0	0.040
R58-20A	20.0	0.030
R58-25A	25.0	0.020
R58-30A	30.0	0.020
R58-35A	35.0	0.020

## Trip Times

1 to 4 Amp Types		5 to 35 Amp Types	
Rated Load	Trip Times	Rated Load	Trip Times
100%	No Trip	100%	No Trip
145%	Trip in 1 Hour	145%	Trip in 1 Hour
200%	10 to 45 Sec.	200%	6.0 to 30 Sec.
400%	3.0 to 14.0 Sec.	400%	1.6 to 4.5 Sec.
600%	1.4 to 7.0 Sec.	600%	0.60 to 1.7 Sec.
800%	0.75 to 4.3 Sec.	800%	0.25 to 0.90 Sec.
1000%	0.50 to 3.4 Sec.	1000%	0.15 to 0.65 Sec.

## ACCESSORIES

NTE TYPE NO.	DESCRIPTION
R58-Boot (Note 1)	Protective Boot w/M11 Thread, Clear Silicon, Waterproof

Note 1. Not for use with 1A and 2A types.

## Electrical Specifications

### Electrical Characteristics (@ 25°C)

**Calibration:** Will continuously carry 100% of rating.  
 May trip between 101% and 144%, but must trip at 145% of rating at +25°C

**Maximum Operating Voltages:** 50 VDC; 250 VAC, @ 50/60 Hz

**Dielectric Strength:** 1500VAC RMS

**Resettable Overload Capacity:** Ten times rated current

**Interrupt Capacity:**

- 2000 Amps at 50 VDC
- 1000 Amps at 250 VAC

### Mechanical Characteristics

**Termination:** .250 (6.35) Quick Connect Terminals

**Shock:** Withstands to 10 g

**Endurance Cycling:** Over 1000 cycles at 200% of rated load.

**Vibration:** Withstands to 10 g at 10 to 55 Hz.

**Weight:** Less than 1.5 ozs. (42.5 g)