

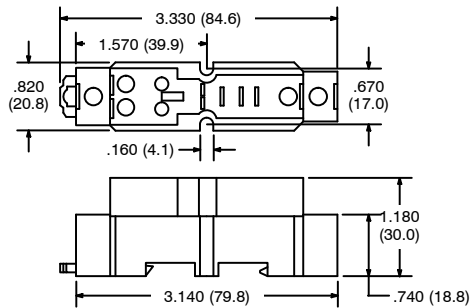
RLY9207

Features

- For R11 Series Relays
- DIN Rail/Panel Mount
- Pressure Clamp Screws

Electrical Rating:

300 Volts, 16 Amps



14-Pin Blade Socket



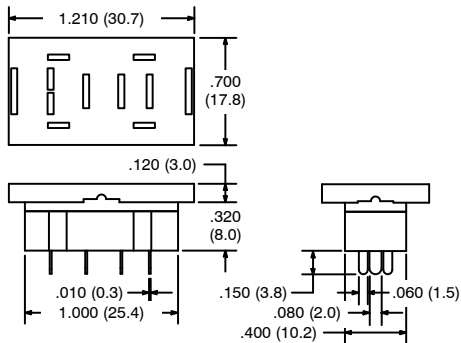
RLY9208

Features

- For R11 Series Relays
- PCB Mount

Electrical Rating:

300 Volts, 10 Amps



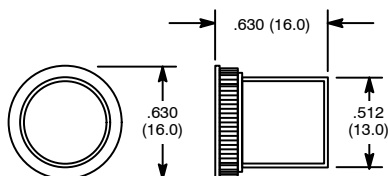
8-Pin Blade Socket



R58-Boot

Features

- For R58 Series Circuit Breakers
- Waterproof
- M11 Thread
- Clear Silicon



Protective Boot

