








Selector Guide

Contactors				
Series	RLY400	RLY530	RLY540	RLY550
				
Features	<ul style="list-style-type: none"> • Motor Reversing Contactor • Straight Through Wiring • Heavy Duty • Universal Mounting Plate 	<ul style="list-style-type: none"> • Definite Purpose Contactor • Heavy Duty • #10–32 Combination Screw • .250" Dual Quick Connect Terminals 	<ul style="list-style-type: none"> • Definite Purpose Contactor • Heavy Duty • #14–4 Compression Lugs • .250" Dual Quick Connect Terminals 	<ul style="list-style-type: none"> • Definite Purpose Contactor • Heavy Duty • #14–4 Compression Lugs • .250" Dual Quick Connect Terminals
Contact Arrangement	3PST-DM	SPST-NO, DPST-NO, 3PST-NO	SPST-NO, DPST-NO, 3PST-NO	3PST-NO
Contact Ratings	25A @ 600VAC 100LRA @ 600VAC	30A @ 600VAC 100LRA @ 600VAC (1 & 2 Pole) 120LRA @ 600VAC (3 Pole)	40A @ 600VAC 120LRA @ 600VAC (1 & 2 Pole) 160LRA @ 600VAC (3 Pole)	50A @ 600VAC 200LRA @ 600VAC
Coil Voltage	120, 240VAC	24, 120, 240, 480VAC	24, 120, 240, 480VAC	24, 120, 240VAC
Nominal Coil Power AC Types DC Types	10VA –	5, 6, 6.5VA –	5, 6, 6.5VA –	13VA –
Options	Replaceable Contacts Auxiliary Switches			
Page	94	95	96	98

Contactors			
Series	RLY560	RLY600	RLY700
			
Features	<ul style="list-style-type: none"> • Definite Purpose Contactor • Heavy Duty • #14–2 Compression Lugs • .250" Dual Quick Connect Terminals 	<ul style="list-style-type: none"> • Motor Reversing Contactor • Straight Through Wiring • Heavy Duty • Universal Mounting Plate 	<ul style="list-style-type: none"> • Motor Reversing Contactor • .250" Dual Quick Connect Terminals • Encapsulated Coils • Mechanical Interlock Center Off
Contact Arrangement	3PST-NO	3PST-DM	6P-DM (3 Per Coil)
Contact Ratings	60A @ 600VAC 240LRA @ 600VAC	40A @ 600VAC 160LRA @ 600VAC	1A @ 250VDC 5A @ 480/600VAC, 125VDC 10A @ 240VAC 15A @ 120VAC/30VDC
Coil Voltage	480VAC	120VAC	24, 120VAC/24VDC
Nominal Coil Power AC Types DC Types	13VA –	12VA –	16.7, 16.8VA 4.6W
Options		Replaceable Contacts Auxiliary Switches	Auxiliary Switches
Page		99	100