









Selector Guide





General Purpose Relays





Series	R02	R03	R06	R10
				
Features	<ul style="list-style-type: none"> Dust Cover Octal-Type Plug 	<ul style="list-style-type: none"> Full Feature Relay Dust Cover Octal-Type Plug Removable ID Tag 	<ul style="list-style-type: none"> Open Frame Solder Terminals Multi-Pole Switching 	<ul style="list-style-type: none"> Dust Cover .187" Quick Connect Terminals
Contact Arrangement	SPDT, DPDT, 3PDT	DPDT, 3PDT	SPDT, DPDT, 3PDT	SPDT, DPDT, 3PDT
Contact Ratings	10A @ 28VDC/120VAC	10A @ 28VDC/120VAC	10A @ 28VDC 12A @ 120VAC	10A, 11A, 12A @ 28VDC/120VAC
Coil Voltage	6, 12, 24, 120, 240VAC 6, 12, 24, 110VDC	12, 24, 120, 240VAC 12, 24, 48, 110VDC	24, 120VAC 6, 12, 24, 48, 110VDC	12, 24, 120, 240VAC 12, 24, 110VDC
Nominal Coil Power	AC Types DC Types			
	2.0, 2.75, 3.0, 3.9VA 1.0, 1.2, 1.5W	3.0VA 1.4W	2.0, 2.75VA 1.0W	2.0, 2.75VA 1.2W
Options () Suffix	Indicator Lamp (N) Push-to-Test Button (B) Hermetically Sealed (H) Mechanical Indicator (M)	LED Status Lamp Push-to-Test Button Flag Indicator Removable Lock-Down Door		Indicator Lamp (N) Push-to-Test Button (B) Flange Mount (F)
Page	17-18	19-20	23	24-25

General Purpose Relays (Cont'd)

Series	R12	R14	R16	R17
				
Features	<ul style="list-style-type: none"> Dust Cover Slightly Larger than One Cubic Inch 	<ul style="list-style-type: none"> Dust Cover .187" Quick Connect Terminals 	<ul style="list-style-type: none"> Dust Cover 	<ul style="list-style-type: none"> Plug-In Terminals Encapsulated Coil for Protection Clear See-Thru Cover
Contact Arrangement	DPDT, 4PDT	SPDT, DPDT, 3PDT, 4PDT	DPDT, 4PDT, 6PDT	DPDT, DPDT-NO, 4PDT
Contact Ratings	1A, 3A, 5A @ 28VDC/120VAC	10A, 15A @ 28VDC/120VAC	3A, 5A @ 28VDC/120VAC	10A @ 28VDC/300VAC
Coil Voltage	12, 24, 120, 240VAC 6, 12, 24, 48, 110VDC	12, 24, 120, 240VAC 6, 12, 24, 110VDC	120VAC 5/6, 12, 24VDC	24, 120VAC 24, 115/125VDC
Nominal Coil Power	AC Types DC Types			
	1.2VA 0.9mW	1.2VA 0.9mW	1.5, 2.5VA 0.5, 0.75, 1.0W	5VA 1.8, 2.5W
Options () Suffix	PC Board Mount (P) Indicator Lamp (N) Hermetically Sealed (H) Push-to-Test Button (B) Bifurcated Contact (T)	PC Board Mount (P) Flange Mount (F) Indicator Lamp (N)	PC Mount (P) Bifurcated Contact (T)	
Page	26-27	28-29	30-31	32

Selector Guide

Gen Purp Relays (Cont'd)			Power Relays	
Series	R47	R55	R04	R18
				
Features	<ul style="list-style-type: none"> .187" Quick Connect Terminals Upper Mounting Bracket Type for Easy Wiring and Mounting 	<ul style="list-style-type: none"> .250" Quick Connect Terminals Flange Mount Clear See-Thru Cover 	<ul style="list-style-type: none"> Open Frame Screw Terminals Heavy Duty 	<ul style="list-style-type: none"> Dust Cover Jones Plug Terminals Switches Tungsten Lamp Loads
Contact Arrangement	SPST-NO, SPDT	SPDT, DPDT	SPST-NO, SPDT, DPST-NO, DPDT	DPDT
Contact Ratings	15A @ 24VDC/220VAC	20A, 25A @ 28VDC/300VAC	30A @ 28VDC/120VAC	20A @ 28VDC/120VAC
Coil Voltage	24, 120VAC	24, 120, 240VAC 12, 24VDC	12, 24, 120, 240VAC 12, 24, 110VDC	120VAC
Nominal Coil Power AC Types DC Types	1.3VA –	2.75, 3.0VA 1.2W	10VA 2.0W	4.0VA –
Options () Suffix				
Page	52	61	21–22	33

Power Relays (Cont'd)				
Series	R45	R54	RLY16 & 17	RLY74 & 75
				
Features	<ul style="list-style-type: none"> Epoxy Sealed Single-Pole Switching .250" Quick Connect Terminals Printed Circuit Terminals on Bottom 	<ul style="list-style-type: none"> Open Frame .125" Quick Connect Terminals Heavy Duty 10A Tungsten Rating 	<ul style="list-style-type: none"> Open Frame Heavy Duty Screw Terminals Buzz-Free Shaded AC Coil 	<ul style="list-style-type: none"> Heavy Duty Multicontact .250" Quick Connect Terminals
Contact Arrangement	SPST-NO, SPDT	SPST-NO DM	4PDT	SPDT, DPDT
Contact Ratings	20A, 30A @ 28VDC/300VAC	30A @ 28VDC/120VDC	25A @ 277VAC 10A @ 28VDC	20A @ 277VAC
Coil Voltage	5, 12, 24VDC	24, 120, 240VAC 12, 24, 110VDC	24, 120, 240VAC 12, 24VDC	24, 120, 240VAC 12, 24VDC
Nominal Coil Power AC Types DC Types	– 600mW, 900mW	3VA 1.5W	14VA 4.4W	4VA 3–4.5W
Options () Suffix	Flange Mount (F)			
Page	50	60	80	83