


# Contactors

## RLY530 Series



### Features

- #10–32 Combination Screw with .250" (6.35mm) QC Terminals
- Silver Cadmium Oxide Contacts
- UL 508 File No. E227250  
Class NLDX2, NLDX8



AC OPERATED					
NTE Type No.	Coils		Contacts		Diag No.
	Input Voltage	Nom. Sealed	Contact Arr.	Max. Contact Cur. @ 600VAC	
RLY530-1-24	24 VAC	5.0 VA	SPST-NO	30A	D86
RLY530-1-120	120 VAC	5.0 VA	SPST-NO	30A	D86
RLY530-1-240	240 VAC	5.0 VA	SPST-NO	30A	D86
RLY530-2-24	24 VAC	6.5 VA	DPST-NO	30A	D87
RLY530-2-120	120 VAC	6.5 VA	DPST-NO	30A	D87
RLY530-2-240	240 VAC	6.5 VA	DPST-NO	30A	D87
RLY530-3-24	24 VAC	6.0 VA	3PST-NO	30A	D88
RLY530-3-120	120 VAC	6.0 VA	3PST-NO	30A	D88
RLY530-3-240	240 VAC	6.0 VA	3PST-NO	30A	D88
RLY530-3-480	480 VAC	6.0 VA	3PST-NO	30A	D88


Number of Poles	Motor Rating in Amps				
	Full Load	Resistive	Locked Rotor		
		@ 600VAC	@ 240VAC	@ 480VAC	@ 600VAC
1 & 2	30A	40A	150A	125A	100A
3	30A	40A	180A	150A	120A

Motor Horsepower Ratings				
Motor Type	@ 120VAC	@ 240VAC	@ 240/277VAC	@ 480VAC
1Ø1P	1 HP	2 HP	–	–
1Ø2P	2 HP	3 HP	–	–
1Ø3P	2 HP	–	5 HP	–
3Ø3P	–	–	10 HP	15 HP

ACCESSORIES	
DESCRIPTION	NTE TYPE NO.
Auxiliary Switch, 1 SPDT Snap Action Switch w/.250" QC Terminals	RLY9190
Auxiliary Switch, 2 SPDT Snap Action Switches w/.250" QC Terminals	RLY9191
Auxiliary Switch, 1 SPST-NO & 1 SPST-NC Switch w/.250" QC Terminals	RLY9192
Auxiliary Switch, 1 SPST-NO & 1 SPST-NC Switch w/6-32 Screw Terminals	RLY9193

Note 1. The above accessories are for use with 3-Pole contactors ONLY.

## Definite Purpose, 30 FLA, 1 Pole, 2 Pole and 3 Pole



## Electrical Specifications

### Initial Dielectric Strength

Between Contact and Coil: 2200 VAC  
Between Poles: 2200 VAC (includes shunt)  
Between Open Contacts: 2200 VAC (no shunt)

Insulation System: 130°C Class B

Power Pole Terminations: #10–32 screw

Wire Size: 16–8 (must use ring terminal)

Recommended Tightening Torque: 22 in. lbs.

### Quick Connects

Coil Terminals: Dual: .250" QC  
Power Terminals: 1 Pole: Quad .250" QC  
2 Pole: Quad .250" QC  
3 Pole: Dual .250" QC

### Coil

#### Nom Coil Resistance

1 Pole: 18Ω (24V); 420Ω (120V); 1800Ω (240V)  
2 Pole: 11Ω (24V); 237Ω (120V); 1000Ω (240V)  
3 Pole: 7Ω (24V); 180Ω (120V); 720Ω (240V)

Max. Pick-up Voltage: 75% of nominal or less, DC

Min Drop-out Voltage: 6–15V (24V); 20–70V (120V); 40–140V (240V)

Nom Inrush (60Hz): 28 VA (1 Pole); 30 VA (2 Pole); 60 VA (3 Pole)

Max Coil Voltage: 30V (24V); 132V (120V); 264V (240V)

## Environmental Characteristics

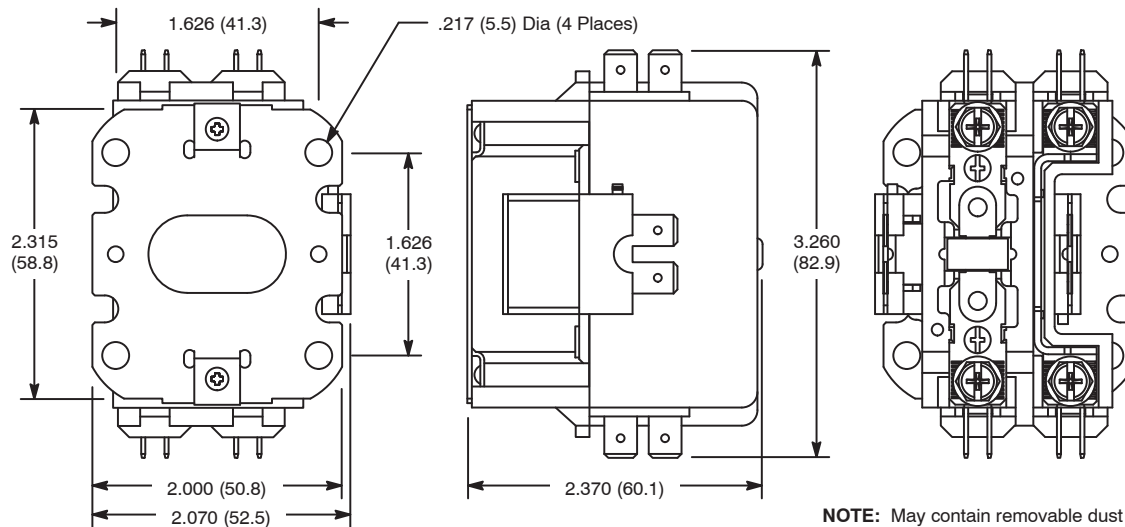
Operating: –40°C to +65°C

### Weight

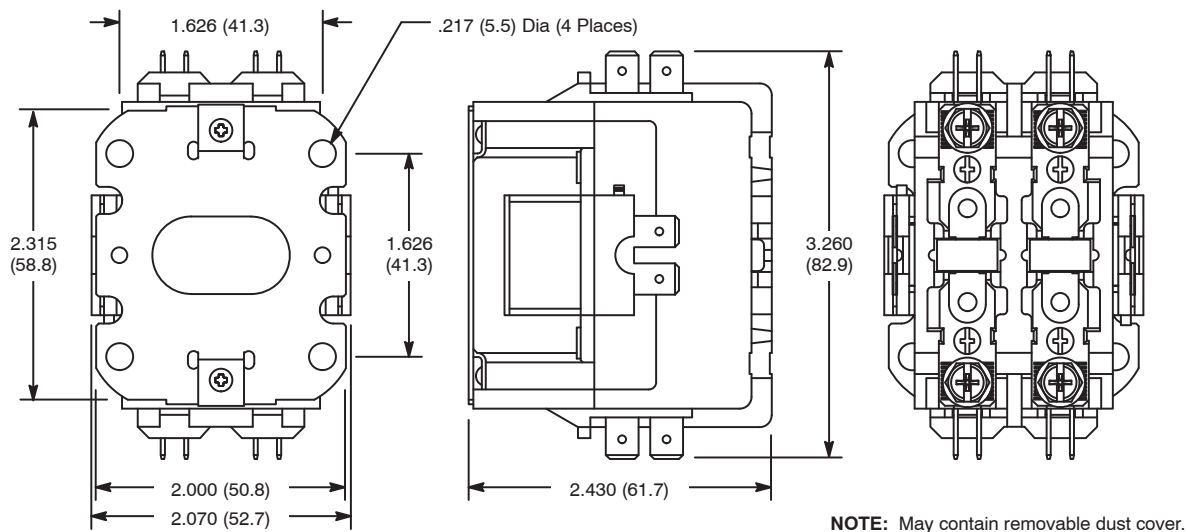
1 Pole: 8.0 ozs (226.8 grams)—typical  
2 Pole: 9.6 ozs (272.2 grams)—typical  
3 Pole: 1 lb. (453.6 grams)—typical

**Note** It is not recommended to mount or operate contactors upside-down.

## D86 (1 Pole)



## D87 (2 Pole)



## D88 (3 Pole)

