









Selector Guide

Gen Purp Relays (Cont'd)			Power Relays	
Series	R47	R55	R04	R18
				
Features	<ul style="list-style-type: none"> .187" Quick Connect Terminals Upper Mounting Bracket Type for Easy Wiring and Mounting 	<ul style="list-style-type: none"> .250" Quick Connect Terminals Flange Mount Clear See-Thru Cover 	<ul style="list-style-type: none"> Open Frame Screw Terminals Heavy Duty 	<ul style="list-style-type: none"> Dust Cover Jones Plug Terminals Switches Tungsten Lamp Loads
Contact Arrangement	SPST-NO, SPDT	SPDT, DPDT	SPST-NO, SPDT, DPST-NO, DPDT	DPDT
Contact Ratings	15A @ 24VDC/220VAC	20A, 25A @ 28VDC/300VAC	30A @ 28VDC/120VAC	20A @ 28VDC/120VAC
Coil Voltage	24, 120VAC	24, 120, 240VAC 12, 24VDC	12, 24, 120, 240VAC 12, 24, 110VDC	120VAC
Nominal Coil Power AC Types DC Types	1.3VA –	2.75, 3.0VA 1.2W	10VA 2.0W	4.0VA –
Options () Suffix				
Page	52	61	21–22	33

Power Relays (Cont'd)				
Series	R45	R54	RLY16 & 17	RLY74 & 75
				
Features	<ul style="list-style-type: none"> Epoxy Sealed Single-Pole Switching .250" Quick Connect Terminals Printed Circuit Terminals on Bottom 	<ul style="list-style-type: none"> Open Frame .125" Quick Connect Terminals Heavy Duty 10A Tungsten Rating 	<ul style="list-style-type: none"> Open Frame Heavy Duty Screw Terminals Buzz-Free Shaded AC Coil 	<ul style="list-style-type: none"> Heavy Duty Multicontact .250" Quick Connect Terminals
Contact Arrangement	SPST-NO, SPDT	SPST-NO DM	4PDT	SPDT, DPDT
Contact Ratings	20A, 30A @ 28VDC/300VAC	30A @ 28VDC/120VDC	25A @ 277VAC 10A @ 28VDC	20A @ 277VAC
Coil Voltage	5, 12, 24VDC	24, 120, 240VAC 12, 24, 110VDC	24, 120, 240VAC 12, 24VDC	24, 120, 240VAC 12, 24VDC
Nominal Coil Power AC Types DC Types	– 600mW, 900mW	3VA 1.5W	14VA 4.4W	4VA 3–4.5W
Options () Suffix	Flange Mount (F)			
Page	50	60	80	83